
CATALOG

T&B Liquidtight Systems[®]

Solutions expert for flexible cable protection



T&B Liquidtight Systems® — Complete solutions for flexible metallic and non-metallic cable protection

No matter your needs, no matter where in the world you are, we have the cable protection products up to the task.



Interested in learning more?
Scan the QR code to check out
the T&B Liquidtight Systems
website: tnliquidtight.com

Table of contents

004–011	Introduction
012–020	Quick selection guide
021–026	Application overview
027–034	General purpose
035–041	Wide and extreme temperature
042–046	Stainless steel
047–056	Food and beverage
057–059	Aluminum
060–066	Data center
067–071	Halogen-free
072–077	EMI/RFI
078–093	Metallic liquid-tight fittings
094–100	Type A flexible non-metallic
101–107	Type B flexible non-metallic
108–115	Accessories
116–131	Technical data
132–135	Chemical resistance
136–139	Ingress protection and standards
140–151	Index

T&B Liquidtight Systems®

Complete cable protection systems solutions

T&B Liquidtight Systems, an industry leader in cable protection products, offers a complete line of superior quality products to ensure a reliable, long-lasting system solution. With numerous materials from which to choose, both metallic and non-metallic, this portfolio has exactly what you need for your industrial application.



Use them anywhere

All T&B Liquidtight Systems products have been carefully vetted for compliance with worldwide standards, so you can be assured of your ability to use them in any country.



Easy to find what you need

We have made it easier than ever to solve the puzzle of finding the products that are necessary to complete your jobs. Using the quick select tables, you can order a full line of conduits, fittings, seal gaskets and accessories, all configured for the unique needs of the job whether you require data security, chemical and corrosion resistance, wide or extreme temperature tolerance, food and beverage installations, electromagnetic protection, lightweight aluminum materials or just a general application with the characteristically high ingress protection of T&B Liquidtight Systems products. Simply choose your job application and your trade size, and the chart does the rest to help you find what you need.



Highest quality

All T&B Liquidtight Systems fittings and conduits have been rigorously tested to ensure that they meet the same special standards. Each product offers the highest quality core materials and jacket extrusions with trade sizes ranging from 3/8 inch to 6 inch (12 mm to 155 mm), meeting world standards including UL, CSA, IEC/EN or CE. The line covers a full range of ingress protection ratings and temperature ratings. So no matter where you are in the world, the system solution you need for your application is here.



Customer
satisfaction first.

Liquid-tight system solutions for key application verticals

The T&B Liquidtight Systems® portfolio of products is designed and geared to provide full system solutions for the most common, or even most demanding applications. Whether the job requires a general-purpose solution, or a fully hygienic system for food and beverage applications, T&B Liquidtight Systems offers feature-rich products to meet all of these demands.

- 01 General purpose
- 02 Wide and extreme temperatures
- 03 Stainless steel
- 04 Food and beverage
- 05 Aluminum
- 06 Non-metallic
- 07 Data center
- 08 Halogen-free
- 09 EMC (EMI/RFI)



01



02



03



04



05



06



07



08



09

See for yourself! The newly updated ABB Mobile Solutions trucks travel all over the country to show customers our application-aligned products:

- Liquid-tight fittings and conduits
- Cable glands and cord connectors
- Accessories



Introduction

T&B Liquidtight Systems® metallic solutions

— 01 General purpose

— 02 Wide and extreme temperatures

— 03 Stainless steel

— 04 Food and beverage

General purpose

Typical applications

- Panel builders and machine OEMs
- Infrastructure
- Industrial installations

T&B Liquidtight Systems general purpose conduit and fittings bring the reliability and tight ingress protection of the T&B Liquidtight Systems line to multiple uses, from galvanized steel to the corrosion protection of stainless steel. A T&B Liquidtight Systems product is available to meet all certifications, including UL, CSA or CE, so you're covered no matter where in the world you use them.

Products:

- Conduit:
 - LTGU General purpose, UL listed**
 - LTGE General purpose, CE certified**
 - LTGC General purpose, CSA certified**
 - LT6GE Stainless steel, CE certified**

Fittings:

Series 5200/5300 steel
 Series 5200/5300 GR grounding
 Series 5300-NB nickel-plated brass

Wide and extreme temperatures

Typical applications

- Ovens and furnaces
- Foundries
- Extreme indoor/outdoor environments

High heat and extreme cold can attack and destroy unprotected connections in outdoor installations, ovens or the factory floor. T&B Liquidtight Systems wide temperature range conduit and fittings remain flexible and sealed in temperatures as extreme as -60 °C to +150 °C (-76 °F to 302 °F).

Products

- Conduit.
 - LTTU wide temp, UL listed**
 - LTTE wide temp, CE certified**
 - LTXE extreme temp, CE certified**
 - LT6XE extreme temp SST, CE certified**

Fittings:

Series 5300 steel
Series 5300-HT high temperature
Ser. 5300SST6HT SST high temperature



01



02

Stainless steel

Typical applications

- Highly corrosive environments
- Chemical washdown areas
- Food and beverage processing

Stainless steel conduit and fittings from T&B Liquidtight Systems® are specially designed to shed liquids and preserve connections against the effects of corrosive environments. Systems are available for a wide range of conditions, from general purpose to extreme temperatures or food and beverage installations.

Products

- Conduit:
 - LT4GE general purpose 304 SST, CE certified**
 - LT6GE general purpose 316L SST, CE certified**
 - LT6XE extreme temp 316L SST, CE certified**
 - LT6FE food and bev 316L SST, CE certified**
- Fittings:
 - Series 5300SST6 SST 316**
 - Series 5300SST6HT SST 316 high temp**
 - Series 5300-NB nickel-plated brass**

Food and beverage

Typical applications

- Food and beverage plants
- Pharmaceutical machinery
- Sterile manufacturing plants

Where hygiene is paramount, electrical connections must stand up to the pressure of harsh cleaning. T&B Liquidtight Systems conduits and fittings are specifically designed to deliver reliable, long-lasting service, despite the pressure. Metallic and non-metallic system solutions available for applications requiring FDA antimicrobial materials, UL 4/4X and IP69 ingress ratings and NSF “splash-zone” approvals.

Products

- Conduit:
 - LTFE food and bev, CE certified**
 - LTFU food and bev, UL listed**
 - LT6FE food and bev, 316L SST, CE certified**
- Fittings:
 - Series 5300SST6 SST 316**
 - Series 5300SST6HT SST 316 high temp**
 - Series 5300SST6-FB 316 SST food and bev**



03



04

Introduction

T&B Liquidtight Systems® metallic solutions

- 05 Aluminum
- 06 Data center
- 07 Halogen-free
- 08 EMC (EMI/RFI)

Aluminum

Typical applications

- Suspended electrical systems
- Mass transit
- Corrosive environments

Aluminum conduit and fittings from T&B Liquidtight Systems offer excellent corrosion protection along with low weight. Aluminum conduit systems are typically 35–45% lighter than steel systems. General purpose and halogen-free products are available.

Products:

- Conduit:
 - LTAE aluminum, CE certified**
 - LTGU general purpose, UL listed**
- Fittings:
 - Series 5200AL aluminum**
 - Series 5200AL GR grounding**

Data center

Typical applications

- Data centers and computer rooms
- Standby generators
- Color-coded systems

Computer blue conduits and fittings protect critical connections from a wide range of hazards, including water, oils, cutting fluids and mild acids. Available in optional colors for application-specific solutions such as safety, fire protection, power and control circuits. All are listed and marked for direct burial in earth or poured concrete.

Products

- Conduit:
 - LTBU computer blue, UL listed**
 - LTBU application-specific colors, UL listed**
- Fittings:
 - Series 5200/5300 steel**
 - Series 5300-NB nickel-plated brass**



05



06

Halogen-free

Typical applications

- Subways and tunnels
- Confined public spaces
- Commercial buildings

Halogen-free conduit and fittings from T&B Liquidtight Systems® are designed to avoid releasing corrosive gases in conditions where spaces are confined and fire survivability is a paramount issue for people and sensitive equipment. Available in galvanized steel core with multiple fittings to pair with.

Products

- Conduit:
 - LTZE halogen-free, CE certified**
 - LTZU halogen-free, UL listed**
- Fittings:
 - Series 5200/5300 steel**
 - Series 5200AL aluminum**

EMC (EMI/RFI)

Typical applications

- Factory automation
- Communication systems
- Electronic controls

Where protection from EMI/RFI is paramount to keep sensitive equipment running, T&B Liquidtight Systems has the cladding you need. The conduit range is available with standard, mid- and high-performance EMC screening, with built-in protection from liquids and dust.

Products

- Conduit:
 - LTEU standard performance EMC, UL listed**
 - LTME mid-performance EMC, CE certified**
 - LTCE high-performance EMC, CE certified**
- Fittings:
 - Series 5300-NB nickel-plated brass**
 - Series 5200/5300 steel**



07



08

Introduction

T&B Liquidtight Systems® non-metallic solutions

— 09 Non-metallic, Type A

— 10 Non-metallic, Type B

UL Type A

Typical applications

- Food and beverage equipment
- General purpose
- Robotics/continuous flexing

Ideally suited for food and beverage equipment, T&B Liquidtight Systems Type A solutions are durable, reliable and offered in several different configurations. Reinforced heavy-duty non-metallic conduits with options for steel, stainless steel and non-metallic neoprene fittings.

Products:

- Conduit
Type A food and beverage, UL listed
Type A general purpose, UL listed



- Fittings
Series 6300SST, stainless steel
Series 6300, non-metallic
Series 3700, steel



UL Type B

Typical applications

- General purpose
- Lighting, signaling and security
- Telecommunications

With leading brands T&B Liquidtight Systems® and Carflex®, ABB's Type B portfolio offers many solutions suitable for numerous applications. This portfolio has a wide range of steel and non-metallic fittings, non-metallic conduit and tubing.

Products:

- Conduit
LTC- XTRA FLEX®
EFC NM tubing
15100 X-flex tubing
15000 NM conduit



- Fittings
Series LTxxP
Series LTxxM
Series LT QC
Series LN
Series LT43
Series LT Omni



Introduction

ABB cable glands and cord connectors

In addition to superior conduit systems, ABB also offers cable glands for a complete cable protection portfolio. With a wide range of materials and global certifications, ABB has what you need, no matter the application requirement.



Endless solutions


With so many cable gland options from which to choose, you can rest assured knowing we have what you need. Products available for key application verticals including:

- General purpose
- Wide and extreme temperatures
- Stainless steel
- Food and beverage
- Aluminum
- Non-metallic
- Rail specific
- Hazardous areas
- Marine



Interested in learning more?

Visit electrification.us.abb.com to view all of ABB's cable gland products in our online catalog; printed catalog also available.



Flexible metallic conduits

Product overview



Part no.	LTGU	LTGE	LTGC	LTAE	LTTU	LTTE	LTXE	LT6XE
Typical application			General purpose	Aluminum	Wide temperature		Extreme temperature	
Construction/materials								
Core material	Galv. steel	Galv. steel	Galv. steel	Aluminum	Galv. steel	Galv. steel	Galv. steel	SST 316L
Jacket material	PVC	PVC	PVC	PVC	PVC	PVC	TPR	TPR
Copper bonding wire	●	–	–	–	●	–	–	–
Shielded, copper tin braid	–	–	–	–	–	–	–	–
Designed to UL 360 ID/OD dim.	●	●	●	●	●	●	●	●
Conduit colors								
Standard	Gray	Gray	Black	Gray	Gray	Gray	Black	Black
Optional	Black	Black	–	Black	Black	–	–	–
Application specific	–	–	–	–	–	–	–	–
Trade sizes								
UL (inches)	3/8–4	3/8–6	3/8–4	3/8–6	3/8–4	3/8–6	3/8–4	3/8–4
CSA (mm)	12–103	12–155	12–103	12–155	12–103	12–155	12–103	12–103
ISO/BS EN (mm)	16–100	16–100	16–100	16–100	16–100	16–100	16–100	16–100
Ingress ratings (with appropriate fitting)								
UL 50E indoor type 4, 6, 12, 13	●	●	–	●	●	●	●	●
UL 50E outdoor type 3, 3R, 4, 6	●	●	–	●	●	●	●	●
CSA C22.2, No.94: 3, 3R, 4, 12, 13	●	●	●	●	●	●	●	●
IEC/EN 60529 IP66, IP67, IP68, IP69	●	*	●	●	●	●	●	●
NEMA 250: 3, 3R, 4, 12, 13	●	●	●	●	●	●	●	●
NEMA 250: 4X	–	–	–	●	–	–	●	●
UL 50E, 4X	–	–	–	–	–	–	●	–
Characteristics								
Temperature ranges								
UL 360	Dry	°C	-30 to +80	–	–	-55 to +105	–	–
CSA C22.2, No. 56	Dry	°C	-30 to +75	–	-40 to +75	-50 to +75	–	–
General	Dry	°C	–	-20 to +80	–	-20 to +80	-55 to +105	-60 to +150
IEC EN 61386-1, -23	General	°C	-25 to +90	-15 to +60	-45 to +90	-15 to +60	-45 to +105	-45 to +150
UV resistance	●	●	●	●	●	●	●	●
Antimicrobial	–	–	–	–	–	–	–	–
Flexible	●	●	●	●	●	●	●	●
Low fire hazard	–	–	–	–	–	–	●	●
Halogen free	–	–	–	–	–	–	●	●
EMI screen	–	–	–	–	–	–	–	–
Mechanical strength	High	Medium	High	Low	High	Medium	Medium	High
Impact resistance	High	High	High	Low	High	High	High	High
Small bend radius	●	●	●	–	●	●	●	–
UL listed for direct burial	●	–	–	–	●	–	–	–
Approvals								
UL 360 listed	●	–	–	–	●	–	–	–
CSA C22.2, No. 56	●	–	●	–	●	–	–	–
IEC/EN 61386-1, -23	●	●	●	●	●	●	●	●
NSF certification, “splash zone”	–	–	–	–	–	–	–	–
RoHS	●	●	●	●	●	●	●	●
Page no.	28	29	30	58	36	37	38	39

T&B Liquidtight Systems®



LTBU Data center	LTZU Halogen free	LTZE	LTEU	LTME EMC (RFI/ EMI)	LTCE	LT4GE	LT6GE Stainless steel	LTFU	LTFU blue	LT6FE	SAMHURL Food and beverage
Galv. steel	Galv. steel	Galv. steel	Galv. steel	Bronze	Bronze	SST 304	SST 316L	Galv. steel	Galv. steel	SST 316L	Galv. steel
PVC	PU	PU	PU	PVC	PVC	PVC	PVC	PVC	PVC	PVC	Hytrol, (FDA)
●	●	-	●	-	-	-	-	●	●	-	-
-	-	-	●	-	●	-	-	-	-	-	-
●	●	●	●	●	●	●	●	●	●	●	-
Blue	Black	Black	Black	Black	Black	Clear	Gray	White	Blue	Clear	White
-	Gray	-	-	-	-	-	Clear	-	-	-	-
●	-	-	-	-	-	-	-	-	-	-	-
3/8-4	3/8-4	3/8-6	3/8-2	3/8-2	3/8-2	3/8-4	3/8-4	3/8-4	3/8-4	3/8-2	3/8-2
12-103	12-103	12-155	12-53	12-53	12-53	12-53	12-53	12-53	12-103	12-53	No
16-100	16-100	16-100	16-63	16-63	16-63	16-63	16-63	16-63	16-100	16-63	16-63
●	●	●	●	●	●	●	●	●	●	●	-
●	●	●	●	●	●	●	●	●	●	●	-
●	●	●	●	●	●	●	●	●	●	●	-
●	●	●	●	●	●	●	●	●	●	●	●
●	●	●	●	●	●	●	●	●	●	●	●
-	-	-	-	-	-	●	●	-	-	-	●
-	-	-	-	-	-	-	-	-	●	-	●
-30 to +80	-40 to +80	-	-30 to +80	-	-	-	-	-30 to +80	-30 to +105	-	-
-30 to +75	-40 to +60	-	-	-	-	-	-	-	-30 to +105	-	-
-	-	-40 to +80	-	-55 to +105	-55 to +105	-20 to +80	-55 to +105	-	-30 to +106	-55 to +105	-50 to +130
-25 to +90	-45 to +90	-45 to +90	-25 to +90	-45 to +105	-45 to +105	-15 to +60	-45 to +105	-25 to +90	-25 to +90	-45 to +105	-
●	●	●	●	●	●	●	●	●	●	●	●
-	-	-	-	-	-	-	-	-	●	-	●
●	●	●	●	●	●	●	●	●	●	●	●
-	●	●	●	-	-	-	-	-	-	-	-
-	●	●	●	●	-	-	-	-	-	-	●
-	-	-	●	●	●	-	-	-	-	-	-
High	High	Medium	High	Medium	Medium	High	High	High	High	Medium	High
High	High	High	High	High	High	High	High	High	High	High	High
-	-	●	●	●	●	●	●	●	●	●	●
●	●	-	-	-	-	-	-	-	-	-	-
●	●	-	●	-	-	-	-	●	●	-	-
●	●	●	●	●	●	●	●	●	●	●	●
-	-	-	-	-	-	-	-	●	●	●	●
●	●	●	●	●	●	●	●	●	●	●	●
61	64	69	73	74	75	43	44	48	49	50	52

Metallic fittings

Product overview



Part no. designation	Series 5200, 5300	Series 5200GR, 5300GR	Series 5300WMG	Series 5300-NB	Series 5200-PT, 5300-PT
Typical applications	General purpose	General purpose, grounding	General purpose, wire mesh grip	General purpose	GP quick connect
	Steel, zinc chromate	Steel, zinc chromate	Steel, zinc chromate	Nickel-plated brass	Steel, zinc chromate
Standards, approvals and certifications					
UL 514B	Listed	•	•	•	•
CSA C22.2, No. 18.3	Certified	•	•	•	•
IEC/EN 61386-1, -23	CE/EU DoC	•	•	•	•
RoHS	EU Directive	•	•	•	•
NSF 169	-	-	-	-	-
General application and installation solutions					
General purpose	•	•	•	•	•
Oil resistant	•	•	•	•	•
Wide temperature	•	•	•	•	•
Extreme temperature	-	-	-	-	-
Aluminum	-	-	-	-	-
EMI/RFI	•	•	•	-	-
Data center and communications	•	•	•	•	-
Halogen free	•	•	•	•	•
Stainless steel	-	-	-	-	-
Food and beverage	-	-	-	-	-
Indoor	•	•	•	•	•
Outdoor	•	•	•	•	•
Indoor/outdoor high corrosion	-	-	-	•	-
Orientation					
Straight	¾ to 6"	¾ to 6"	•	¾ to 2"	¾ to 1"
45°	¾ to 4"	¾ to 4"	-	¾ to 2"	¾ to 1"
90°	¾ to 4"	¾ to 4"	-	¾ to 2"	¾ to 1"
Trade sizes					
UL (inches)	¾ to 6"	¾ to 6"	¾ to 4"	¾ to 2"	¾ to 1"
CSA (mm)	12 to 155 mm	12 to 155 mm	12 to 103 mm	12 to 53 mm	12 to 27 mm
ISO/BS EN (mm)	16 to 100 mm	16 to 100 mm	16 to 100 mm	16 to 63 mm	16 to 32 mm
Construction/materials					
Insulation types	Insulated, non-insulated	Insulated, non-insulated	Insulated	Insulated	Insulated, non-insulated
Steel/iron, zinc chromate	•	•	•	-	•
Aluminum (copper-free)	-	-	-	-	-
Stainless steel 316	-	-	-	-	-
Nickel-plated brass	-	-	-	•	-
Working temperatures (static)					
UL 514B	°C	-20 to +105	-20 to +105	-20 to +105	-20 to +105
CSA C22.2, No. 18	°C	-20 to +105	-20 to +105	-20 to +105	-20 to +105
IEC/EN 61386-1, -23	°C	-25 to +105	-25 to +105	-25 to +105	-25 to +105
System ingress ratings (conduits, fittings and seals)					
UL 50E	Indoor	Type 4, 12, 13	•	•	•
	Outdoor	Type 3, 3R, 4	•	•	•
CSA C22.2, No. 94		3, 3R, 4, 12, 13	•	•	•
NEMA 250		3, 3R, 4, 12, 13	•	•	•
UL 50E, NEMA 250		4X	-	-	-
IEC/EN 60529		IP66, IP67	•	•	•
Page no.		32/40/65/70/76/80	33/40	83	34/66/77/88

T&B Liquidtight Systems®



Series 5300-HT Extreme temperature	Series 5300SST6HT Corrosion and extreme temp.	Series 5300SST6 Corrosion	Series 5300SST6-FB Food and beverage	SAM one-piece Food and beverage	Series 5200AL Corrosion, light weight	Series 5200ALGR Corrosion, LW, grounding
Steel, zinc chromate	Stainless steel 316	Stainless steel 316	Stainless steel 316	Stainless steel 316	Aluminum	Aluminum
•	•	•	•	•	•	•
•	•	•	•	•	-	•
•	•	•	•	•	•	•
•	•	•	•	•	•	•
-	-	-	-	•	•	-
•	-	•	-	-	-	•
•	•	•	•	•	•	•
•	•	•	•	•	•	-
•	•	-	-	•	-	-
-	-	-	-	-	-	•
-	-	-	-	-	-	-
-	-	-	-	-	-	-
•	•	•	•	•	•	•
-	•	•	•	•	•	-
-	•	•	•	•	•	-
•	•	•	•	•	•	•
•	•	•	•	•	•	•
-	•	•	•	•	•	•
3/8 to 6"	3/8 to 2"	3/8 to 2"	•	•	3/8 to 4"	3/8 to 4"
3/8 to 4"	3/8 to 2"	3/8 to 2"	•	-	-	-
3/8 to 4"	3/8 to 2"	3/8 to 2"	•	-	3/8 to 2"	3/8 to 2"
3/8 to 6"	3/8 to 2"	3/8 to 2"	1/2 to 2"	3/8 to 2"	3/8 to 4"	3/8 to 4"
12 to 155 mm	12 to 53 mm	12 to 53 mm	16 to 53 mm	-	12 to 103 mm	12 to 103 mm
16 to 100 mm	16 to 63 mm	16 to 63 mm	20 to 63 mm	16 to 63 mm	16 to 100 mm	16 to 100 mm
Insulated	Insulated	Insulated	Insulated	Non-insulated	Non-insulated	Non-insulated
•	-	-	-	-	-	-
-	-	-	-	-	•	•
-	•	•	•	•	-	-
-	-	-	-	-	-	-
-20 to +105	-20 to +105	-20 to +105	-20 to 105	-50 to +130	-20 to +105	-20 to +105
-20 to +105	-20 to +105	-20 to +105	-20 to 105	-	-20 to +105	-20 to +105
-60 to +150	-60 to +150	-25 to +105	-45 to 150	-50 to +130	-25 to +105	-25 to +105
•	•	•	•	-	•	•
•	•	•	•	-	•	•
•	•	•	•	-	•	•
•	•	•	•	•	•	•
-	•	•	•	•	-	-
•	•	•	•	•	•	•
41/82	41/46/53/87	46/53/84	55/85	56/86	59/71/89	59/89

Type A non-metallic conduits

Product overview

T&B Liquidtight Systems®



Part no.		TYPE AF	TYPE A
Typical application		Type A food and beverage	Type A general purpose
Construction/materials			
Core material		Mesh reinforced nylon	Mesh reinforced nylon
Jacket material		Antimicrobial PVC	PVC
Copper bonding wire		–	–
Shielded, copper tin braid		–	–
Designed to UL 1660 Type A		•	•
Conduit colors			
Standard		Blue	Orange
Optional		–	–
Application specific		–	–
Trade sizes			
UL (inches)		½ to 2	¾ to 2
CSA (mm)		16 to 53	12 to 53
ISO/BS EN (mm)		20 to 63	16 to 63
Ingress ratings (with appropriate fitting)			
UL 50E indoor type 4, 12, 13		•	•
UL 50E outdoor type 3, 3R, 4		–	•
CSA C22.2, No. 94: 3, 3R, 4, 12, 13		•	•
IEC/EN 60529 IP66, IP67, IP68, IP69		•	•
NEMA 250: 3, 3R, 4, 12, 13		•	•
UL 50E, NEMA 250: 4X		•	•
Characteristics			
Temperature ranges			
UL 360 Dry °C		–30 to +105	–30 to +105
CSA C22.2, No. 56 Dry °C		–	–
General Dry °C		–	–
IEC EN 61386-1, -23 General °C		–	–
UV resistance		•	•
Antimicrobial		•	–
Flexible		•	•
Low fire hazard		–	–
Halogen free		–	–
EMI screen		–	–
Mechanical strength		Medium	Medium
Impact resistance		Medium	Medium
Small bend radius		•	•
UL listed for direct burial		–	–
Approvals			
UL 1660 Listed		•	•
CSA C22.2, No. 56		•	•
IEC EN 61386-1, -23		–	–
NSF certification, “splash zone”		•	–
RoHS		•	•
Page no.		96	97

Type A fittings
Product overview

T&B Liquidtight Systems®



Part no. designation	Series 6300SST	Series 6300	Series 3700
Typical applications	Corrosion, food and beverage	Corrosion, food and beverage	General purpose
Standards, approvals and certifications			
UL 514B	●	●	●
CSA C22.2, No. 18.3	–	–	–
IEC/EN 61386-1, -23	–	–	–
RoHS	–	●	–
General application and installation solutions			
General purpose	●	●	●
Oil resistant	●	●	●
Wide temperature	–	–	–
Extreme temperature	–	–	–
Aluminum	–	–	–
EMI/RFI	–	–	–
Data center and communications	–	–	–
Halogen free	–	–	–
Stainless steel	●	–	–
Food and beverage	●	●	–
Indoor	●	●	●
Outdoor	●	●	●
Indoor/outdoor high corrosion	●	●	–
Orientation			
Straight	●	●	●
45°	●	–	●
90°	●	●	●
Trade sizes			
UL (inches)	½ to 2"	½ to 2"	¾ to 2"
CSA (mm)	16 to 53 mm	16 to 53 mm	12 to 53 mm
ISO/BS EN (mm)	20 to 63 mm	20 to 63 mm	16 to 63 mm
Construction/materials			
Insulation types	Insulated	Insulated	Insulated
Steel/iron, zinc chromate	–	–	●
Glass reinforced nylon	–	●	–
Stainless steel 304	●	–	–
Working temperatures (static)			
UL 514B °C	– 20 to +105C	– 20 to +105C	– 20 to +105C
CSA C22.2, No. 18 °C	– 20 to +105C	– 20 to +105C	– 20 to +105C
IEC/EN 61386-1, -23 °C	–	–	–
System ingress ratings (conduits, fittings and seals)			
UL 50E Indoor Type 4, 12, 13	●	●	●
Outdoor Type 3, 3R, 4	●	●	●
CSA C22.2, No. 94: 3, 3R, 4, 12, 13	●	●	●
IEC/EN 60529 IP66, IP67, IP68, IP69	●	●	–
NEMA 250: 3, 3R, 4, 12, 13	●	●	●
UL 50E, NEMA 250: 4X	●	●	–
Page no.	98	99	100

Type B non-metallic conduits

Product overview

T&B Liquidtight Systems®



	LTCxxx	EFCxxx	151xx-xxx	150xx-xxx
Typical application	General purpose	General purpose	General purpose	General purpose
Construction/materials				
Core material	PVC	PVC	PVC	PVC
Jacket material	PVC	PVC	PVC	PVC
Copper bonding wire	–	–	–	–
Shielded, copper tin braid	–	–	–	–
Designed to UL 1660, 1696	•	•	•	•
Conduit colors				
Standard	Black	Black	Black	Black
Optional	Gray	Orange, blue	–	–
Application specific	–	–	–	–
Trade sizes				
UL (inches)	¾ to 2"	¾ to 2"	¾ to 2"	¾ to 2"
CSA (mm)	12 to 53 mm	12 to 53 mm	12 to 53 mm	12 to 53 mm
ISO/BS EN (mm)	16 to 63 mm	16 to 63 mm	16 to 63 mm	16 to 63 mm
Ingress ratings (with appropriate fitting)				
UL 50E indoor type 4, 12, 13	–	–	–	–
UL 50E outdoor type 3, 3R, 4	–	–	–	–
CSA C22.2, No. 94: 3, 3R, 4, 12, 13	–	–	–	–
IEC/EN 60529 IP66, IP67	–	–	–	–
NEMA 250: 3, 3R, 4, 12, 13	–	–	–	–
UL 50E, NEMA 250: 4X	•	–	–	•
Characteristics				
Temperature ranges				
UL 360	Dry °C	–18 to +105	Max of 105	60
CSA C22.2, No. 56	Dry °C	–	–	–
General	Dry °C	–	–18 to +60	–
IEC/EN 61386-1, -23	General °C	–	–	–
UV resistance	•	•	•	•
Antimicrobial	–	–	–	–
Flexible	•	•	•	•
Low fire hazard	•	•	•	•
Halogen free	–	–	–	–
EMI screen	–	–	–	–
Mechanical strength	Medium	Medium	Medium	Medium
Impact resistance	Medium	Medium	Medium	Medium
Small bend radius	•	–	–	–
UL Listed for direct burial	•	–	–	–
Approvals				
UL 1660, 1696 Listed	•	•	•	•
CSA C22.2, No. 56 Dry	•	•	•	•
IEC/EN 61386-1, -23	–	–	–	–
NSF certification, "splash zone"	–	–	–	–
RoHS	–	•	–	–
Page no.	102–103	104	106	106

• Available/meets requirements – Not applicable

Type B fittings
Product overview

T&B Liquidtight Systems®



	Series LTxxP	Series LTxxM	Series LT QC	Series LN	Series LT43	Series LT
Typical applications	General purpose	General purpose	General purpose, quick-connect	General purpose	General purpose	General purpose
Standards, approvals and certifications						
UL 514B	●	●	●	●	●	●
CSA C22.2, No. 18.3	●	●	●	●	●	●
IEC/EN 61386-1, -23	-	-	-	-	-	-
RoHS	-	-	●	●	-	●
General application and installation solutions						
General purpose	●	●	●	●	●	●
Oil resistant	●	●	●	●	●	●
Wide temperature	-	-	-	-	-	-
Extreme temperature	-	-	-	-	-	-
Aluminum	-	-	-	-	-	-
EMI/RFI	-	-	-	-	-	-
Data center and communications	-	-	-	-	-	-
Halogen free	-	-	-	-	-	-
Stainless steel	-	-	-	-	-	-
Food and beverage	-	-	-	-	-	-
Indoor	●	●	●	●	●	●
Outdoor	●	●	●	●	●	●
Indoor/outdoor high corrosion	-	-	-	-	-	-
Orientation						
Straight	●	●	●	●	●	●
45°	●	●	-	-	-	-
90°	●	●	-	●	●	●
Trade sizes						
UL (inches)	3/8 to 2"	3/8 to 2"	3/8 to 1"	1/2 to 1"	1/2 to 1"	3/8 to 1"
CSA (mm)	12 to 53 mm	12 to 53 mm	12 to 27 mm	16 to 27 mm	16 to 27 mm	12 to 27 mm
ISO/BS EN (mm)	16 to 63 mm	16 to 63 mm	16 to 32 mm	20 to 32 mm	20 to 32 mm	16 to 32 mm
Construction/materials						
Insulation types	Insulated	Insulated	Insulated	Insulated	Insulated	Insulated
Steel/iron, zinc chromate	-	●	-	-	-	-
Aluminum (copper-free)	-	-	-	-	-	-
Thermoplastic/Nylon	●	●	●	●	●	●
Nickel-plated brass	-	-	-	-	-	-
Working temperatures (static)						
UL 514B °C	-18 to +105	-	-18 to +105	Up to 107	Up to 107	-
CSA C22.2, No. 18 °C	-	-	-	-	-	-
IEC/EN 61386-1, -23 °C	-	-	-	-	-	-
System ingress ratings (conduits, fittings and seals)						
UL 50E indoor Type 4, 12, 13	Wet locations	Wet locations	Wet locations	Wet locations	Wet locations	Wet locations
outdoor Type 3, 3R, 4	Wet locations	Wet locations	Wet locations	Wet locations	Wet locations	Wet locations
CSA 22.2, No. 94 3, 3R, 4, 12, 13	-	-	-	-	-	-
NEMA 250 3, 3R, 4, 12, 13	●	●	●	-	-	-
UL 50E, NEMA 250 4X	●	●	●	-	-	-
IEC/EN 60529 IP66, IP67	●	-	IP66	-	-	IP68
Page no.	105	105	105	107	107	107

Accessories

Product overview

T&B Liquidtight Systems®



Part no. designation	Series 5260	Series 5260-HT	Series WMG	Series HS100	Series 5260-FB	Locknuts	Series 5700
	Seal gaskets, stainless steel	Seal gaskets, high temp, stainless steel	Mesh grips, stainless steel	Conduit supports, steel and stainless steel	F&B seal kits for SST fittings	Steel zinc, stainless steel, aluminum, nickel-plated brass	Knockout plugs, neoprene
Standards, approvals and certifications							
UL 514B	•	•	•	–	•	•	•
CSA C22.2, No. 18.3	•	•	•	•	•	•	•
IEC/EN 61386-1, -23	–	–	–	–	–	–	–
RoHS	•	•	•	–	•	–	•
General application and installation solutions							
General purpose	•	•	•	•	•	•	•
Oil resistant	•	•	•	•	•	•	•
Wide temperature	•	•	•	•	•	•	•
Extreme temperature	•	•	•	•	•	•	•
Aluminum	•	•	•	•	•	•	•
EMI/RFI	•	•	•	•	•	•	•
Data center and communications	•	•	•	•	•	•	•
Halogen free	•	•	•	•	•	•	•
Stainless steel	•	•	•	•	•	•	•
Food and beverage	•	•	•	•	•	•	•
Indoor	•	•	•	•	•	•	•
Outdoor	•	•	•	•	•	•	•
Indoor/outdoor high corrosion	•	•	•	•	•	•	•
Trade sizes							
UL (inches)	½ to 4"	¾ to 4"	½ to 4"	¾ to 4"	½ to 2"	¾ to 6"	½ to 4"
CSA (mm)	16 to 103 mm	12 to 103 mm	16 to 103 mm	12 to 103 mm	16 to 53 mm	12 to 155 mm	16 to 103 mm
ISO/BS EN (mm)	20 to 100 mm	16 to 100 mm	20 to 100 mm	16 to 100 mm	20 to 63 mm	16 to 140 mm	20 to 100 mm
Construction/materials							
Insulation types	–	–	–	–	–	–	–
Steel/iron, zinc chromate	–	–	–	•	–	•	–
Aluminum (copper-free)	–	–	–	–	–	•	–
Stainless steel 316	–	•	–	•	–	•	–
Nickel-plated brass	–	–	–	–	–	•	–
Working temperatures (static)							
UL 514B	–30 to +105	–20 to +105	–30 to +105	–	–20 to +105	–	–30 to +105
CSA C22.2, No. 18	–	–20 to +105	–	–	–20 to + 105	–	–
General	–	–60 to +150	–	–	–	–	–
System ingress ratings (conduits, fittings and seals)							
UL 50E indoor Type 4, 12, 13	–	•	–	–	•	•	–
outdoor Type 3, 3R, 4	–	•	–	–	•	•	–
CSA 22.2, No. 94 3, 3R, 4, 12, 13	–	•	–	–	•	•	–
NEMA 250 3, 3R, 4, 12, 13	•	•	•	–	•	•	•
UL 50E, NEMA 250 4X	–	•	–	–	•	•	–
IEC/EN 60529 IP66, IP67	–	•	–	–	•	•	–
Page no.	110	110	111	112	110	108–109	112

Looking for a solution equipped for your specific application?

Check out the newly published application profiles, available online or ordered to print.

These fold-out brochures explain all the solution capabilities and products specifically designed to meet their application requirements.

Each application profile consists of valuable information such as product design, materials, system ingress and temperature ratings, sample kit information and more. Electrical installers can find the solution they need all from one brochure.

ABB

APPLICATION PROFILE
Wide and extreme temperature solutions
T&B Liquidlight Systems



The T&B Liquidlight System® brand encompasses complete flexible metallic cable protection solutions, designed for use in applications where rapid and extreme temperatures can compromise power conductors, control wiring and communication cables.

Introduction
The T&B Liquidlight Systems provide protection over the entire range of liquid light flexible cable applications, from 100 to 1000°C.

System components
The T&B Liquidlight Systems are designed for use in applications where rapid and extreme temperatures can compromise power conductors, control wiring and communication cables.

Typical applications
• Power distribution equipment
• Power cables
• Control wiring
• Heating cables
• Industrial machinery
• Power cables
• Control wiring
• Heating cables
• Industrial machinery

ABB

APPLICATION PROFILE
Food and beverage solutions
T&B Liquidlight Systems



The T&B Liquidlight System® brand encompasses a complete range of food and beverage, metallic and non-metallic flexible conduit system solutions for applications requiring FDA antimicrobial materials, UL 474X and IP69 ingress ratings and NSF "glash zone" approvals.

Introduction
The T&B Liquidlight Systems provide protection over the entire range of liquid light flexible cable applications, from 100 to 1000°C.

System components
The T&B Liquidlight Systems are designed for use in applications where rapid and extreme temperatures can compromise power conductors, control wiring and communication cables.

Typical applications
• Food and beverage equipment
• Power cables
• Control wiring
• Heating cables
• Industrial machinery
• Power cables
• Control wiring
• Heating cables
• Industrial machinery

ABB

APPLICATION PROFILE
Aluminum solutions
T&B Liquidlight Systems



The T&B Liquidlight System® brand encompasses complete flexible metallic cable protection solutions designed for applications that require the use of aluminum — ideal for corrosion protection, lightweight requirements and more.

Introduction
The T&B Liquidlight Systems provide protection over the entire range of liquid light flexible cable applications, from 100 to 1000°C.

System components
The T&B Liquidlight Systems are designed for use in applications where rapid and extreme temperatures can compromise power conductors, control wiring and communication cables.

Typical applications
• Power distribution equipment
• Power cables
• Control wiring
• Heating cables
• Industrial machinery
• Power cables
• Control wiring
• Heating cables
• Industrial machinery

ABB

APPLICATION PROFILE
General-purpose solutions
T&B Liquidlight Systems



The T&B Liquidlight System® general-purpose cable protection solutions provide superior reliability in the most demanding environments and applications. T&B Liquidlight Systems products meet global standards requirements, including UL, CSA and CE. These products provide global solutions required by many machine OEMs and panel builders.

Introduction
The T&B Liquidlight Systems provide protection over the entire range of liquid light flexible cable applications, from 100 to 1000°C.

System components
The T&B Liquidlight Systems are designed for use in applications where rapid and extreme temperatures can compromise power conductors, control wiring and communication cables.

Typical applications
• Power distribution equipment
• Power cables
• Control wiring
• Heating cables
• Industrial machinery
• Power cables
• Control wiring
• Heating cables
• Industrial machinery

Wide and extreme temperature

Food and beverage

Aluminum

General-purpose

ABB

APPLICATION PROFILE
Stainless steel corrosive environment solutions
T&B Liquidlight Systems



The T&B Liquidlight System® brand encompasses a complete range of stainless steel liquid light flexible metallic conduit system solutions. For applications where additional corrosion protection is required.

Introduction
The T&B Liquidlight Systems provide protection over the entire range of liquid light flexible cable applications, from 100 to 1000°C.

System components
The T&B Liquidlight Systems are designed for use in applications where rapid and extreme temperatures can compromise power conductors, control wiring and communication cables.

Typical applications
• Power distribution equipment
• Power cables
• Control wiring
• Heating cables
• Industrial machinery
• Power cables
• Control wiring
• Heating cables
• Industrial machinery

ABB

APPLICATION PROFILE
Non-metallic solutions
T&B Liquidlight Systems



ABB offers non-metallic cable protection solutions for numerous applications and requirements. Customers can find exactly what they need in this portfolio that consists of long-lasting and high-performing products suitable for a variety of environments.

Introduction
The T&B Liquidlight Systems provide protection over the entire range of liquid light flexible cable applications, from 100 to 1000°C.

System components
The T&B Liquidlight Systems are designed for use in applications where rapid and extreme temperatures can compromise power conductors, control wiring and communication cables.

Typical applications
• Power distribution equipment
• Power cables
• Control wiring
• Heating cables
• Industrial machinery
• Power cables
• Control wiring
• Heating cables
• Industrial machinery

ABB

APPLICATION PROFILE
Data centers
T&B Liquidlight Systems



The data center industry is on the rise and continues to grow at an accelerating pace. The demands for high-density, multi-tier protection systems are increasing. Customers can find exactly what they need in this portfolio that consists of long-lasting and high-performing products suitable for a variety of environments.


Introduction
The T&B Liquidlight Systems provide protection over the entire range of liquid light flexible cable applications, from 100 to 1000°C.

System components
The T&B Liquidlight Systems are designed for use in applications where rapid and extreme temperatures can compromise power conductors, control wiring and communication cables.

Typical applications
• Power distribution equipment
• Power cables
• Control wiring
• Heating cables
• Industrial machinery
• Power cables
• Control wiring
• Heating cables
• Industrial machinery

ABB

APPLICATION PROFILE
Halogen Free Solutions
T&B Liquidlight Systems



The T&B Liquidlight System® offers halogen free solutions equipped to meet the demand for applications that require halogen free materials. T&B offers a complete portfolio to provide global solutions required by many machine OEMs and panel builders.

Introduction
The T&B Liquidlight Systems provide protection over the entire range of liquid light flexible cable applications, from 100 to 1000°C.

System components
The T&B Liquidlight Systems are designed for use in applications where rapid and extreme temperatures can compromise power conductors, control wiring and communication cables.

Typical applications
• Power distribution equipment
• Power cables
• Control wiring
• Heating cables
• Industrial machinery
• Power cables
• Control wiring
• Heating cables
• Industrial machinery

Stainless steel

Non-metallic

Data center

Halogen-free

Ingress integrity testing

System ingress ratings

For nearly any electrical installation, the most important and critical systems are protected by an enclosure. Of all the potential system failures, you can likely trace its roots to liquid or other substances that have found its way inside the enclosure.

Help avoid system failures, downtime and safety hazards by choosing T&B Liquidtight Systems® conduit and fittings. This portfolio provides a truly liquid-tight seal that you can rely on.

Key features and benefits

- T&B components (liquid-tight fittings, conduits and accessories) have been tested together as a complete system
- System ingress ratings per UL 50E, CSA and IEC IP
- Third-party certified
- Covers all food and beverage ingress ratings and more

UL ingress protection

- UL Type 13 oil exclusion test
- UL Type 4 water hose test
- UL Type 4X outdoor corrosion test


IEC ingress protection

- IP X6 hose test
- IP X7 submersion test
- IP X8 submersion test
- IP X9 high pressure washer test

Mixing different product brands can often lead to ingress failures, particularly in food and beverage washdown applications. By controlling the outer diameter of the conduit and inner diameter of the fitting's seal ring, T&B Liquidtight Systems provides a reliable, long-term solution for a true liquid-tight electrical system.



T&B Liquidtight Systems®



Cable protection systems for industrial enclosures

UL 508A compliant solutions

Ideal for machine OEMs, panel builders, system integrators, contractors and more. The new cable protection systems (CPS) selection tool enables users to select UL 508A Section 19.0 compliant cable protection solutions that match the ingress ratings of their industrial enclosures.

Key features and benefits

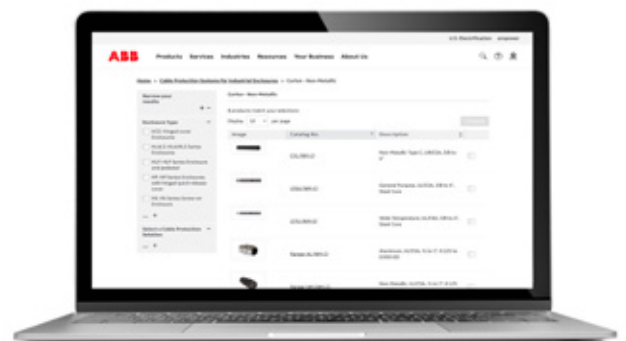
- Proper selection helps ensure reliable, long-life ingress protection performance
- Avoid enclosure derating problems per UL 508A, Table 19.2
- Metallic and non-metallic solutions for conduit fittings and cord connectors
- Selection tool matches UL, CSA, NEMA and IEC IP enclosure ingress ratings to T&B Liquidtight Systems® cable protection solutions
- Application vertical solutions include general purpose, stainless steel/corrosion, wide and extreme temperatures, food and beverage, aluminum, non-metallic halogen-free and EMC
- Selection tool database covers stainless steel, mild steel, aluminum and non-metallic enclosures for Hoffman and Carlon® product lines

System ingress rating summary

- UL 50E: Type 3, 3R, 4, 6, 4X, 12, 13
- CSA: Type 3, 3R, 4, 6, 4X, 12, 13
- NEMA: Type 3, 3R, 4, 6, 4X, 12, 13
- IEC/EN: IP66, 67, 68, 69

CPS components

- Fittings (metallic/non-metallic)
- Conduit (metallic/non-metallic)
- Seal gaskets
- Cord connectors and cable glands



Try it today

See how easy it is to get started now, or contact your local ABB representative to schedule a learning seminar.



Application vertical overview

General purpose



T&B Liquidtight Systems® offers an abundance of products perfectly suitable for general purpose applications. With a wide range of trade sizes and different materials to choose from, T&B Liquidtight Systems has it all.

- Galvanized steel and stainless steel 316L cores
- Fittings available in steel, stainless steel and nickel-plated brass
- Grounding fittings available
- Seal gaskets, wire mesh grips and conduit supports

Typical applications

- Industrial OEM machinery
- Panel builders
- Power plants
- Steel mills
- Chemical processing
- Oil and gas refineries
- Direct burial
- Wastewater treatment
- Renewable energy

Sample kit part number:
LTSGP-KIT

Wide and extreme temperature



T&B Liquidtight Systems provides one of the widest and most complete range of liquid-tight flexible metallic conduit solutions for wide and extreme temperature applications, from -60 °C to 150 °C.

- Galvanized steel and stainless steel 316L cores
- UV-resistant PVC and TPU jackets
- High temperature fittings in steel and stainless steel 316

Typical applications

- Foundries and roller mills
- Forges and stamping
- Furnaces and curing systems
- Industrial ovens
- Pumping stations
- Rooftop HVAC equipment
- Drilling platforms
- Wind turbines and solar collectors

Sample kit part number:
LTSTEMP-KIT

Stainless steel



Primarily designed of ANSI 316 and 316L stainless steel, this portfolio offers the utmost protection against threats of corrosion in industrial environments, providing a reliable, extended life of installation.

Typical applications

- Food and beverage equipment
- Washdown applications
- Water/wastewater treatment plants
- Marine and coastal environments
- Pharmaceutical equipment
- Pulp and paper products
- Petrochemical plants

Sample kit part number:
LTSSST-KIT

Food and beverage



T&B Liquidtight Systems® offers a complete portfolio of cable protection solutions for the food and beverage industry, both metallic and non-metallic.

- FDA antimicrobial materials
- UL 4/4X and IP69 ingress ratings
- NSF approval for “splash-zone” applications
- Hygienic design

Typical applications

- Food and beverage equipment
- Pharmaceutical equipment
- Bottling lines
- Meat packing
- Dairy processing
- Coolers and freezer systems
- Canning plants
- Brewing and distillery
- High-pressure washdown areas

Sample kit part number:
LTSF-B-KIT

Aluminum




Weighing roughly 34–45% less than steel systems, T&B Liquidtight Systems aluminum conduit systems are ideal when lightweight requirements are key factor in an installation. Furthermore, the aluminum portfolio of cable protection solutions is a more cost-effective solution than stainless steel, all while providing superior corrosion protection.

Typical applications

- Corrosive environments
- Processing plants
- OEM equipment
- Portable equipment
- Suspended systems
- Mass transit
- Aviation
- Water/wastewater treatment
- Surveillance and lighting
- Locomotives and rolling stock

Sample kit part number:
LTSAL-KIT

Non-metallic



ABB's portfolio of non-metallic cable protection solutions is suitable for numerous applications and requirements. With industry-leading brands such as T&B, Carflex® and PMA®, this portfolio is unmatched in quality, reliable performance.

Typical applications

- Food and beverage equipment
- Machine tools
- Pharmaceutical equipment
- Rolling stock
- Rail infrastructure
- Lighting, signaling, security
- Telecommunications
- Medical equipment
- Robotics
- Solar collection
- Wind turbines

Sample kit part number:
LTSMN-KIT

Data center



The data center industry is on the rise and continues to grow at accelerating speed. The demand for high quality, reliable cable protection systems mirrors this growth, because proper infrastructure must be in place for a high functioning data center to operate efficiently. The T&B Liquidtight Systems portfolio of data center solutions offers many key features and benefits while encompassing a sustainable design.

Typical applications

- Data center infrastructure
- Power distribution
- Standby generators
- Environmental control systems
- Green Building Alliance requirements
- Halogen-free requirements
- Cooling and fire protection requirements
- Security and accessibility requirements

Sample kit part number:
LTSDC-KIT

Halogen free



In efforts to provide solutions with a focus on safety for citizens and the environment alike, the T&B Liquidtight Systems portfolio includes all the products required for an eco-friendly, halogen-free electrical system. For applications that require limiting toxic materials of combustion, choosing the right products is a must to help ensure safety and sustainability and reduce maintenance and downtime.

Typical applications

- Public transit stations
- Trains and rolling stock
- Tunnels and subways
- Underground facilities
- Heating and cooling equipment
- Hospitals
- Ship building
- Data centers
- Enclosed public facilities

Flexible metallic conduits — Catalog number explanation

For part number explanation only; not to be used as a configuration tool.

The diagram illustrates the breakdown of the catalog number **L T 6 G E S O 3 G - C** into its constituent parts:

- L T**: Liquid-tight flexible metallic conduit
- 6**: Trade size (3/4")
- G**: Application (General purpose)
- E**: Approval (IEC/CE)
- S O 3**: Trade size (3")
- G**: Color (Gray)
- C**: Package length (Carton)

Applications

Description	Code
Aluminum	A
Computer blue	B
EMC high performance	C
EMC std. performance	E
Food and beverage	F
General purpose	G
Aluminum halogen-free	L
EMC mid performance	M
Oil resistant	O
Wide temperature	T
Extreme temperature	X
Halogen-free	Z

Colors

Description	Code
Black	B
Clear	C
Orange	E
Gray	G
Blue	L
Green	N
Red	R
White	W
Yellow	Y

Liquid-tight flexible metallic conduit

Description	Code
Liquid-tight flexible metallic conduit	L T

Approvals

Description	Code
CSA, CE	C
IEC/CE	E
UL, CSA, CE	U

Stainless steel

Description	Code
SST 304	4
SST 316	6

Trade sizes

Description	Code		
UL	CSA	BS EN	
3/8"	12 mm	16 mm	S 0 1
1/2"	16 mm	20 mm	S 0 2
3/4"	21 mm	25 mm	S 0 3
1"	27 mm	32 mm	S 0 4
1 1/4"	35 mm	40 mm	S 0 5
1 1/2"	41 mm	50 mm	S 0 6
2"	53 mm	63 mm	S 0 7
2 1/2"	63 mm	70 mm	S 0 8
3"	78 mm	80 mm	S 0 9
4"	103 mm	100 mm	S 1 1
5"	129 mm	-	S 1 2
6"	155 mm	-	S 1 3

Package lengths

Description	Code		
Feet	Meters	Pack	
25	8	Carton	A
50	15	Carton	B
100	30	Carton/ reel	C
150	45	Reel	E
200	60	Reel	G
250	75	Reel	L
275	80	Reel	N
300	90	Reel	R
400	120	Reel	W
500	150	Reel	Y
1000	300	Reel	L
175	50	Reel	P

General purpose solutions

Product overview

Typical applications

For use in indoor and outdoor installations:


- Industrial OEM machinery
- Panel builders
- Direct burial
- Air conditioning
- Power plants
- Steel mills
- Wastewater treatment
- Oil and gas refineries



Products:

Liquid-tight flexible metallic conduit

- Type LTGU (UL, CSA)
- Type LTGE (CE)
- Type LTGC (CSA)
- Type LT6GE (CE)



Liquid-tight fittings

- Series 5200/5300 steel (NPT)
- Series 5200/5300 GR grounding (NPT)
- Series 5300-NB nickel-plated brass (NPT and ISO metric)



Accessories

- Series 5260 seal gaskets
- Series HS-100 and HS100-SS conduit supports
- Series WMG-LT mesh grips




For decades, T&B Liquidtight Systems® has been trusted by customers as a reliable, top quality system solution for cable protection. With UL, CSA and CE certifications, this portfolio of products is particularly suitable for machine OEMs and panel builders across the globe.



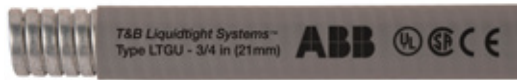
Interested in learning more?

Scan the QR code below to check out T&B Liquidtight Systems® application profile for general purpose solutions. See features, benefits, and sample kits available to order online today.



General purpose — Liquid-tight flexible metal conduits

Type LTGU — UL listed



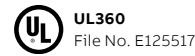
Product details:

UL listed, CSA and CE certified for general purpose applications where bonding is required and highest performance under severe environmental conditions

Materials: Galvanized steel core, smooth PVC jacket, with copper bonding wire from 3/8 to 1 1/4"

Color: Gray (standard), black (optional)

Approvals



Trade size			Coil length									Specifications				
UL	CSA	ISO/BS EN	Standard carton			Small reel			Bulk reel			UL bond wire	ID range (nominal)		Min. inside bend radius	
Inch	mm	mm	Part no.	Ft	m	Part no.	Ft	m	Part no.	Ft	m		Inch	mm	Inch	mm
3/8	12	16	LTGUS01G-C	100	30	LTGUS01G-K	500	150	LTGUS01G-L	1,000	300	Yes	0.484 to 0.505 (0.493)	12.3 to 12.8 (12.5)	2.0	51
1/2	16	20	LTGUS02G-C	100	30	LTGUS02G-K	500	150	LTGUS02G-L	1,000	300	Yes	0.622 to 0.642 (0.632)	15.8 to 16.3 (16.0)	3.0	76
3/4	21	25	LTGUS03G-C	100	30	LTGUS03G-K	500	150	LTGUS03G-L	1,000	300	Yes	0.820 to 0.840 (0.830)	20.8 to 21.3 (21.1)	4.2	107
1	27	32	LTGUS04G-C	100	30	LTGUS04G-J	400	120	-	-	-	Yes	1.041 to 1.066 (1.053)	25.4 to 27.1 (26.8)	5.5	140
1 1/4	35	40	LTGUS05G-B	50	15	LTGUS05G-E	200	60	-	-	-	Yes	1.380 to 1.410 (1.395)	35.1 to 35.8 (35.5)	7.0	178
1 1/2	41	50	LTGUS06G-B	50	15	LTGUS06G-D	150	45	-	-	-	No	1.575 to 1.600 (1.587)	40.0 to 40.6 (40.3)	4.5	114
2	53	63	LTGUS07G-B	50	15	LTGUS07G-C	100	30	-	-	-	No	2.020 to 2.045 (2.032)	51.3 to 51.9 (51.6)	6.0	152
2 1/2	63	70	LTGUS08G-A	25	8	LTGUS08G-G	275	80	-	-	-	No	2.480 to 2.505 (2.492)	63.0 to 63.6 (63.3)	8.0	203
3	78	80	LTGUS09G-A	25	8	LTGUS09G-P	175	50	-	-	-	No	3.070 to 3.100 (3.085)	78.0 to 78.7 (78.4)	10.0	254
4	103	100	LTGUS11G-A	25	8	LTGUS11G-C	100	30	-	-	-	No	4.000 to 4.040 (4.020)	101.6 to 102.6 (102.1)	12.0	305
5	-	-	-	-	-	-	-	-	-	-	-	-	-	-	-	-
6	-	-	-	-	-	-	-	-	-	-	-	-	-	-	-	-

System ingress ratings

UL 50E "Listed"	
Indoor	Type 4, 12, 13
Outdoor	Type 3, 3R, 4
CSA C22.2, No. 94	Type 3, 3R, 4, 12, 13
NEMA 250	Type 3, 3R, 4, 12, 13
IEC 60529	IP66, IP67

System temperature ratings

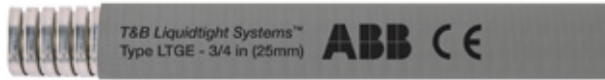
UL	Dry: -30 to +80 °C (-22 to +176 °F)
	Oil: -30 to +70 °C (-22 to +158 °F)
	Wet: -30 to +60 °C (-22 to +140 °F)
CSA	Dry: -30 to +75 °C (-22 to +167 °F)
IEC/CE	Gen: -25 to +90 °C (-13 to +194 °F)

For more information, see technical data sheet TDS000001 by scanning the QR code below.



General purpose — Liquid-tight flexible metal conduits

Type LTGE — CE certified




Product details:

Designed to UL and CSA ID/OD Dimensions, used extensively in industrial environments where flexibility for motion, vibration is required

Materials: Galvanized steel core, smooth PVC jacket

Color: Gray (standard), black (optional)

Approvals



Trade size			Coil length									Specifications				
UL	CSA	ISO/BS EN	Standard carton			Small reel			Bulk reel			UL bond wire	ID range (nominal)		Min. inside bend radius	
Inch	mm	mm	Part no.	Ft	m	Part no.	Ft	m	Part no.	Ft	m		Inch	mm	Inch	mm
3/8	12	16	LTGES01G-C	100	30	LTGES01G-K	500	150	LTGES01G-L	1,000	300	No	0.484 to 0.505 (0.493)	12.3 to 12.8 (12.5)	1.5	38
1/2	16	20	LTGES02G-C	100	30	LTGES02G-K	500	150	LTGES02G-L	1,000	300	No	0.622 to 0.642 (0.632)	15.8 to 16.3 (16.0)	2.0	51
3/4	21	25	LTGES03G-C	100	30	LTGES03G-K	500	150	LTGES03G-L	1,000	300	No	0.820 to 0.840 (0.830)	20.8 to 21.3 (21.1)	2.5	64
1	27	32	LTGES04G-C	100	30	LTGES04G-J	400	120	-	-	-	No	1.041 to 1.066 (1.053)	26.4 to 27.1 (26.8)	3.0	76
1 1/4	35	40	LTGES05G-B	50	15	LTGES05G-E	200	60	-	-	-	No	1.380 to 1.410 (1.395)	35.1 to 35.8 (35.5)	3.5	89
1 1/2	41	50	LTGES06G-B	50	15	LTGES06G-D	150	45	-	-	-	No	1.575 to 1.600 (1.587)	40.0 to 40.6 (40.3)	4.5	114
2	53	63	LTGES07G-B	50	15	LTGES07G-C	100	30	-	-	-	No	2.020 to 2.045 (2.032)	51.3 to 51.9 (51.6)	5.5	140
2 1/2	63	70	LTGES08G-A	25	8	LTGES08G-G	275	80	-	-	-	No	2.480 to 2.505 (2.492)	63.0 to 63.6 (63.3)	8.0	203
3	78	80	LTGES09G-A	25	8	LTGES09G-P	175	50	-	-	-	No	3.070 to 3.100 (3.085)	78.0 to 78.7 (78.4)	10.0	254
4	103	100	LTGES11G-A	25	8	LTGES11G-C	100	30	-	-	-	No	4.000 to 4.040 (4.020)	101.6 to 05.6 (102.1)	12.0	305
5	129	-	LTGES12G-A	25	8	-	-	-	-	-	-	No	3.070 to 3.100 (3.085)	78.0 to 78.7 (78.4)	17.5	445
6	155	-	LTGES13G-A	25	8	-	-	-	-	-	-	No	4.000 to 4.040 (4.020)	101.6 to 103.6 (102.1)	22.5	572

System ingress ratings

UL 50E "tested"	
Indoor	Type 4, 12, 13
Outdoor	Type 3, 3R, 4
CSA C22.2, No. 94	Type 3, 3R, 4, 12, 13
NEMA 250	Type 3, 3R, 4, 12, 13
IEC 60529	IP66, IP67

System temperature ratings

General	Dry: -20 to +80 °C (-4 to +176 °F)
	Oil: -20 to +70 °C (-4 to +158 °F)
	Wet: -20 to +60 °C (-4 to +140 °F)
IEC/CE	Gen: -15 to +60 °C (+5 to +140 °F)

For more information, see technical data sheet TDS000002 by scanning the QR code below.



General purpose — Liquid-tight flexible metal conduits

Type LTGC — CSA certified



Product details:

General purpose, CSA certified, T&B Liquidtight Systems® flexible metallic conduits provide excellent strength and liquid-tight performance, meeting CEC requirements

Materials: Steel core, smooth PVC jacket

Color: Black (standard)

Approvals



CSA C22.2, No. 56
File No. LR-72635



IEC EN 61386-1, -23
DoC: EC-012-16-158



Trade size			Coil length									Specifications				
UL	CSA	ISO/ BS EN	Standard carton			Small reel			Bulk reel			UL bond wire	ID range (nominal)		Min. inside bend radius	
Inch	mm	mm	Part no.	Ft	m	Part no.	Ft	m	Part no.	Ft	m		Inch	mm	Inch	mm
¾	12	16	LTGCS01B-C	100	30	LTGCS01B-K	500	150	LTGCS01B-L	1,000	300	No	0.484 to 0.505 (0.493)	12.3 to 12.8 (12.5)	2.0	51
½	16	20	LTGCS02B-C	100	30	LTGCS02B-K	500	150	LTGCS02B-L	1,000	300	No	0.622 to 0.642 (0.632)	15.8 to 16.3 (16.0)	3.3	84
¾	21	25	LTGCS03B-C	100	30	LTGCS03B-K	500	150	LTGCS03B-L	1,000	300	No	0.820 to 0.840 (0.830)	20.8 to 21.3 (20.0)	4.3	109
1	27	32	LTGCS04B-C	100	30	LTGCS04B-J	400	120	-	-	-	No	1.041 to 1.066 (1.053)	26.4 to 27.1 (26.8)	6.5	1650
1¼	35	40	LTGCS05B-B	50	15	LTGCS05B-E	200	60	-	-	-	No	1.380 to 1.410 (1.395)	35.1 to 35.8 (35.5)	8.0	203
1½	41	50	LTGCS06B-B	50	15	LTGCS06B-D	150	45	-	-	-	No	1.575 to 1.600 (1.587)	40.0 to 40.6 (40.3)	9.0	229
2	53	63	LTGCS07B-B	50	15	LTGCS07B-C	100	30	-	-	-	No	2.020 to 2.045 (2.032)	51.3 to 51.9 (51.6)	11.0	279
2½	63	70	LTGCS08B-A	25	8	-	-	-	-	-	-	No	2.480 to 2.505 (2.492)	63.0 to 63.6 (63.3)	14.8	376
3	78	80	LTGCS09B-A	25	8	-	-	-	-	-	-	No	3.070 to 3.100 (3.085)	78.0 to 78.7 (78.3)	17.5	445
4	103	100	LTGCS11B-A	25	8	-	-	-	-	-	-	No	4.000 to 4.040 (4.020)	101.6 to 05.6 (102.1)	24.0	610

System ingress ratings

UL 50E "tested"	
Indoor	Type 4, 12, 13
Outdoor	Type 3, 3R, 4
CSA C22.2, No. 94	Type 3, 3R, 4, 12, 13
NEMA 250	Type 3, 3R, 4, 12, 13
IEC 60529	IP66, IP67

System temperature ratings

CSA	Dry: -40 to +75 (-40 to +167)
	Oil: -40 to +70 (-40 to +158 °F)
	Wet: -40 to +60 °C (-40 to +140 °F)
IEC/CE	Gen: -45 to +90 °C (-49 to +176 °F)

For more information, see
technical data sheet TDS000003
by scanning the QR code below.



General purpose — Liquid-tight flexible metal conduits

Type CLGE — CE certified



Product details:

General purpose, commercial-grade liquid-tight flexible metallic conduits provide excellent strength and liquid-tight performance.

Materials: Corrosion-resistant steel core, PVC (polyvinyl chloride) extruded smooth jacket

Color: Machine tool gray (standard), black (optional)

Approvals



Trade size			Coil length									Specifications				
UL	CSA	ISO/ BS EN	Carton			Small reel			Bulk reel			UL bond wire	ID range (nominal)		Min. inside bend radius	
Inch	mm	mm	Part no.	Ft	m	Part no.	Ft	m	Part no.	Ft	m		Inch	mm	Inch	mm
3/8	12	16	CLGES01G-C	100	30	CLGES01G-K	500	150	CLGES01G-L	1,000	300	No	0.484 to 0.505 (0.493)	12.3 to 12.8 (12.5)	2.0	51
1/2	16	20	CLGES02G-C	100	30	CLGES02G-K	500	150	CLGES02G-L	1,000	300	No	0.622 to 0.642 (0.632)	15.8 to 16.3 (16.0)	3.0	76
3/4	21	25	CLGES03G-C	100	30	CLGES03G-K	500	150	CLGES03G-L	1,000	300	No	0.820 to 0.840 (0.830)	20.8 to 21.3 (20.0)	4.2	107
1	27	32	CLGES04G-C	100	30	CLGES04G-J	400	120	-	-	-	-	1.041 to 1.066 (1.053)	25.4 to 27.1 ()	5.5	140
1 1/4	35	40	CLGES05G-B	50	15	CLGES05G-E	200	60	-	-	-	-	1.380 to 1.410 (1.395)	35.1 to 35.8 (35.5)	7.0	178
1 1/2	41	50	CLGES06G-B	50	15	CLGES06G-D	150	45	-	-	-	-	1.575 to 1.600 (1.587)	40.0 to 40.6 (40.3)	4.5	114
2	53	63	CLGES07G-B	50	15	CLGES07G-C	100	30	-	-	-	-	2.020 to 2.045 (2.032)	51.3 to 51.9 (51.6)	6.0	152
2 1/2	63	70	CLGES08G-A	25	8	-	-	-	-	-	-	-	2.480 to 2.505 (2.492)	63.0 to 63.6 (63.3)	8.0	203
3	78	80	CLGES09G-A	25	8	-	-	-	-	-	-	-	3.070 to 3.100 (3.085)	78.0 to 78.7 (78.3)	10.0	254
4	103	100	CLGES11G-A	25	8	-	-	-	-	-	-	-	4.000 to 4.040 (4.020)	101.6 to 105.6 (103.6)	12.0	305

System ingress ratings

UL 50E "tested"	
Indoor	Type 4, 12, 13
Outdoor	Type 3, 3R, 4
NEMA 250	Type 3, 3R, 4, 12, 13

System temperature ratings

General	Dry: -20 to +80°C (-4 to +176°F)
	Oil: -20 to +70°C (-4 to +158°F)
	Wet: -20 to +60°C (-4 to +140°F)
IEC/CE	Gen: -15 to +60°C (+5 to +140°F)

For more information, see technical data sheet TDS000016 by scanning the QR code below.



General purpose — Fittings and accessories

Series 5200/5300 steel/malleable iron



Approvals



UL 514 B
File No. E23018



IEC EN 61386-1,-23
DoC: EC-12-7185



CSA C22.2, No.18.3
File No. LR-2884
LR-4484



Product details:

General purpose, UL listed and CSA certified

Insulated and non-insulated versions

Materials: Steel/malleable iron

Fittings											Accessories			
Series 5200/5300 liquid-tight														
Trade size		Type		Insulated			Non-insulated			Sealing gasket	Wire mesh grips	Conduit support (1-hole)	Conduit support (2-hole)	
UL	CSA	ISO/BS EN	Std.	Thread	Straight	45°	90°	Straight	45°					90°
Inch	mm	mm			Part no.	Part no.	Part no.	Part no.	Part no.	Part no.	Part no.	Part no.	Part no.	
¾	12	16	NPT	½	5331	5341	5351	5231	5241	5251	5261	WMG-LT1	HS 100 SC	-
			ISO	M16	9360	9340	9350	-	-	-				
½	16	20	NPT	½	5332	5342	5352	5232	5242	5252	5262	WMG-LT2	HS 101	HS 901
			ISO	M20	9362	9342	9352TB	-	-	-				
¾	21	25	NPT	¾	5333	5343	5353	5233	5243	5253	5263	WMG-LT3	HS 102	HS 902
			ISO	M25	9363	9343TB	9353TB	-	-	-				
1	27	32	NPT	1	5334-TB	5344	5354	5234	5244	5254	5264	WMG-LT4	HS 103	HS 903
			ISO	M32	9364	9344	9354TB	-	-	-				
1¼	35	40	NPT	1¼	5335	5345	5355	5235	5245	5255	5265	WMG-LT5	HS 104	HS 904
			ISO	M40	9365	9345	9355	-	-	-				
1½	41	50	NPT	1½	5336	5346	5356	5236	5246	5256	5266	WMG-LT6	HS 105	HS 905
			ISO	M50	9366	9346	9356	-	-	-				
2	53	63	NPT	2	5337	5347	5357	5237	5247	5257	5267	WMG-LT7	HS 106	HS 906
			ISO	M63	9367	9347	9357	-	-	-				
2½	63	70	NPT	2½	5338	5348	5358	5238	5248	5258	5268	WMG-LT8	HS 107	HS 907
			ISO	-	-	-	-	-	-	-				
3	78	80	NPT	3	5339	5349	5359	5239	5249	5259	5269	WMG-LT9	HS 108	HS 908
			ISO	-	-	-	-	-	-	-				
4	103	100	NPT	4	5340	5350	5360	5240	5250	5260	5270	WMG-LT10	HS 110	HS 910
			ISO	-	-	-	-	-	-	-				
5	129	-	NPT	5	5385	-	-	5285	-	-	-	-	-	-
			ISO	-	-	-	-	-	-	-				
6	155	-	NPT	6	5386	-	-	-	-	-	-	-	-	-
			ISO	-	-	-	-	-	-	-				

System ingress ratings

UL 50E "tested"	
Indoor	Type 4, 6, 12, 13
Outdoor	Type 3, 3R, 4, 6
CSA C22.2, No. 94.2	Type 3, 3R, 4, 12, 13
NEMA 250	Type 3, 3R, 4, 6, 12, 13

System temperature ratings

UL: Gen	-20 to +105 °C (-4 to +221 ° F)
CSA: Gen	-20 to +105 °C (-4 to +221 ° F)
IEC/CE: Gen	-25 to +105 °C (-13 to +221 ° F)

For more information, see technical data sheet TDS000122 by scanning the QR code below.

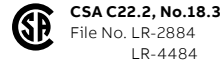
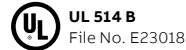


General purpose — Fittings and accessories

Series 5200GR/5300GR grounding



Approvals



Product details:

General purpose, UL listed and CSA certified

Insulated and non-insulated versions

Materials: Steel/malleable iron

Fittings											Accessories				
Series 5200/5300 liquid-tight grounding															
			Insulated						Non-insulated						
			Straight		45°		90°		Straight	45°	90°				
			Part no.	Part no.	Part no.	Part no.	Part no.	Part no.	Part no.	Part no.	Part no.	Part no.	Part no.	Part no.	Part no.
Trade size	ISO/BS EN		Type												
UL	CSA	mm	Std.	Thread											
Inch	mm	mm													
3/8	12	16	NPT	1/2	5331GR	5341GR	5351GR	5231GR	5241GR	5251GR	5261	WMG-LT1	HS 100	SC	-
			ISO	M16	-	-	-	-	-	-	-	-	-	-	-
1/2	16	20	NPT	1/2	5332GR	5342GR	5352GR	5232GR	5242GR	5252GR	5262	WMG-LT2	HS 101	HS 901	
			ISO	M20	-	-	-	-	-	-	-	-	-	-	-
3/4	21	25	NPT	3/4	5333GR	5343GR	5353GR	5233GR	5243GR	5253GR	5263	WMG-LT3	HS 102	HS 902	
			ISO	M25	-	-	-	-	-	-	-	-	-	-	-
1	27	32	NPT	1	5334GR	5344GR	5354GR	5234GR	5244GR	5254GR	5264	WMG-LT4	HS 103	HS 903	
			ISO	M32	-	-	-	-	-	-	-	-	-	-	-
1 1/4	35	40	NPT	1 1/4	5335GR	5345GR	5355GR	5235GR	5245GR	5255GR	5265	WMG-LT5	HS 104	HS 904	
			ISO	M40	-	-	-	-	-	-	-	-	-	-	-
1 1/2	41	50	NPT	1 1/2	5336GR	5346GR	5356GR	5236GR	5246GR	5256GR	5266	WMG-LT6	HS 105	HS 905	
			ISO	M50	-	-	-	-	-	-	-	-	-	-	-
2	53	63	NPT	2	5337GR	5347GR	5357GR	5237GR	5247GR	5257GR	5267	WMG-LT7	HS 106	HS 906	
			ISO	M63	-	-	-	-	-	-	-	-	-	-	-
2 1/2	63	70	NPT	2 1/2	5338GR	5348GR	5358GR	5238GR	5248GR	5258GR	5268	WMG-LT8	HS 107	HS 907	
			ISO	-	-	-	-	-	-	-	-	-	-	-	-
3	78	80	NPT	3	5339GR	5349GR	5359GR	5239GR	5249GR	5259GR	5269	WMG-LT9	HS 108	HS 908	
			ISO	-	-	-	-	-	-	-	-	-	-	-	-
4	103	100	NPT	4	5340GR	5350GR	5360GR	5240GR	5250GR	5260GR	5270	WMG-LT10	HS 110	HS 910	
			ISO	-	-	-	-	-	-	-	-	-	-	-	-
5	129	-	NPT	5	5385GR	-	-	5285GR	-	-	-	-	-	-	-
			ISO	-	-	-	-	-	-	-	-	-	-	-	-
6	155	-	NPT	6	5386GR	-	-	-	-	-	-	-	-	-	-
			ISO	-	-	-	-	-	-	-	-	-	-	-	-

System ingress ratings

UL 50E "tested"	
Indoor	Type 4, 6, 12, 13
Outdoor	Type 3, 3R, 4, 6
CSA C22.2, No. 94.2	Type 3, 3R, 4, 12, 13
NEMA 250	Type 3, 3R, 4, 6, 12, 13

System temperature ratings

UL: Gen	-20 to +105 °C (-4 to +221 ° F)
CSA: Gen	-20 to +105 °C (-4 to +221 ° F)
IEC/CE: Gen	-25 to +105 °C (-13 to +221 ° F)

For more information, see technical data sheet TDS000120 by scanning the QR code below.



General purpose — Fittings and accessories

Series 5300/9300-NB nickel-plated brass



Approvals



UL 514B
File: E23018



IEC/EN 61386-1, -23
EU DoC: EC-012-7189



CSA C22.2 No. 18.3
File: LR-4484

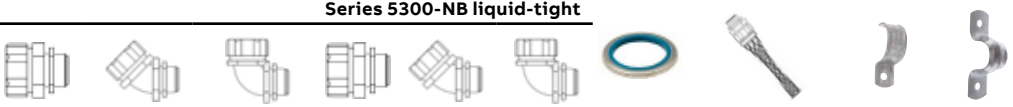


Product details:

General purpose, UL listed and CSA certified

Ideal for corrosion protection

Materials: Nickel-plated brass

Fittings												Accessories			
Series 5300-NB liquid-tight															
															
Trade size			Type		Insulated			Non-insulated			Sealing gasket	Wire mesh grips	Conduit support (1-hole)	Conduit support (2-hole)	
UL	CSA	ISO/BS EN	Std.	Thread	Straight	45°	90°	Straight	45°	90°					
Inch	mm	mm			Part no.	Part no.	Part no.	Part no.	Part no.	Part no.	Part no.	Part no.	Part no.	Part no.	
¾	12	16	NPT	½	5331-NB	5341-NB	5351-NB	–	–	–	5261	WMG-LT1	HS 100 SC	–	
			ISO	M16	9330-NB	9340-NB	9350-NB	–	–	–					
			ISO	M20	9331-NB	9341-NB	9351-NB	–	–	–					
½	16	20	NPT	½	5332-NB	5342-NB	5352-NB	–	–	–	5262	WMG-LT2	HS 101	HS 901	
			ISO	M20	9332-NB	9342-NB	9352-NB	–	–	–					
¾	21	25	NPT	¾	5333-NB	5343-NB	5353-NB	–	–	–	5263	WMG-LT3	HS 102	HS 902	
			ISO	M25	9333-NB	9343-NB	9353-NB	–	–	–					
1	27	32	NPT	1	5334-NB	5344-NB	5354-NB	–	–	–	5264	WMG-LT4	HS 103	HS 903	
			ISO	M32	9334-NB	9344-NB	9354-NB	–	–	–					
1¼	35	40	NPT	1¼	5335-NB	5345-NB	5355-NB	–	–	–	5265	WMG-LT5	HS 104	HS 904	
			ISO	M40	9335-NB	9345-NB	9355-NB	–	–	–					
1½	41	50	NPT	1½	5336-NB	5346-NB	5356-NB	–	–	–	5266	WMG-LT6	HS 105	HS 905	
			ISO	M50	9336-NB	9346-NB	9356-NB	–	–	–					
2	53	63	NPT	2	5337-NB	5347-NB	5357-NB	–	–	–	5267	WMG-LT7	HS 106	HS 906	
			ISO	M63	9337-NB	9347-NB	9357-NB	–	–	–					
2½	63	70	NPT	2½	5338-NB	–	–	–	–	–	5268	WMG-LT8	HS 107	HS 907	
			ISO	–	–	–	–	–	–	–					
3	78	80	NPT	3	5339-NB	–	–	–	–	–	5269	WMG-LT9	HS 108	HS 908	
			ISO	–	–	–	–	–	–	–					
4	103	100	NPT	4	5340-NB	–	–	–	–	–	5270	WMG-LT10	HS 110	HS 910	
			ISO	–	–	–	–	–	–	–					

System ingress ratings

UL 50E "tested"	
Indoor	Type 4, 6, 12, 13
Outdoor	Type 3, 3R, 4, 4X, 6
CSA C22.2, No. 94.2	Type 3, 3R, 4, 4X, 12, 13
NEMA 250	Type 3, 3R, 4, 4X, 6, 12, 13

System temperature ratings

UL: Gen	-20 to +105 °C (-4 to +221 ° F)
CSA: Gen	-20 to +105 °C (-4 to +221 ° F)
IEC/CE: Gen	-25 to +105 °C (-13 to +221 ° F)

For more information, see technical data sheet TDS000127 by scanning the QR code below.



Wide and extreme temperature solutions

Product overview

Typical applications


For use in indoor and outdoor installations:

- Industrial OEM machinery
- Foundries and roller mills
- Forges and stamping
- Furnaces and curing systems
- Industrial ovens and kilns
- Pumping stations

Products:

Liquid-tight flexible metallic conduit

- Type LTTU (UL)
- Type LTTE (CE)
- Type LTXE (CE)
- Type LT6XE (CE)



Liquid-tight fittings

- Series 5200/5300 steel
- Series 5300-HT steel, high temp
- Series 5300SST6HT SST 316, high temp



Accessories


- Series 5260-HT seal gaskets
- Series HS-100 and HS100-SS conduit supports
- Series WMG-LT mesh grips



Applications involving wide and extreme temperatures require superior protection and performance to withstand the threat of cable and wire damage. With a temperature range of -60 to +150 °C, the T&B Liquidtight Systems® portfolio offers a complete range of liquid-tight flexible metallic conduit solutions to meet these demanding environments.

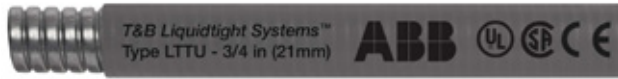
Interested in learning more?

Scan the QR code below to check out the T&B Liquidtight Systems® application profile for wide and extreme temperature solutions. See features, benefits and sample kits available to order online today.



Wide temperature — Liquid-tight flexible metal conduits

Type LTTU — UL listed



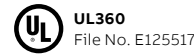
Product details:

Wide temperature, UL listed T&B Liquidtight Systems® flexible metallic conduits provide excellent performance in a wide range of low and high temperatures

Materials: Galvanized steel core, smooth PVC jacket, with copper bonding wire from 3/8 to 1 1/4"

Color: Gray (standard), black (optional)

Approvals



UL360
File No. E125517



IEC EN 61386-1, -23
DoC: EC-012-16-100



CSA C22.2, No. 56
File No. 72635



Trade size			Coil length										Specifications			
UL	CSA	ISO/ BS EN	Standard carton			Small reel			Bulk reel			UL bond wire	ID range (nominal)		Min. inside bend radius	
Inch	mm	mm	Part no.	Ft	m	Part no.	Ft	m	Part no.	Ft	m		Inch	mm	Inch	mm
3/8	12	16	LTTUS01G-C	100	30	LTTUS01G-K	500	150	LTTUS01G-L	1,000	300	Yes	0.484 to 0.505 (0.493)	12.3 to 12.8 (12.5)	2.0	51
1/2	16	20	LTTUS02G-C	100	30	LTTUS02G-K	500	150	LTTUS02G-L	1,000	300	Yes	0.622 to 0.642 (0.632)	15.8 to 16.3 (16.0)	3.0	76
3/4	21	25	LTTUS03G-C	100	30	LTTUS03G-K	500	150	LTTUS03G-L	1,000	300	Yes	0.820 to 0.840 (0.830)	20.8 to 21.3 (21.1)	4.2	107
1	27	32	LTTUS04G-C	100	30	LTTUS04G-J	400	120	-	-	-	Yes	1.041 to 1.066 (1.053)	25.4 to 27.1 (26.8)	5.5	140
1 1/4	35	40	LTTUS05G-B	50	15	LTTUS05G-E	200	60	-	-	-	Yes	1.380 to 1.410 (1.395)	35.1 to 35.8 (35.5)	7.0	178
1 1/2	41	50	LTTUS06G-B	50	15	LTTUS06G-D	150	45	-	-	-	No	1.575 to 1.600 (1.587)	40.0 to 40.6 (40.3)	4.5	114
2	53	63	LTTUS07G-B	50	15	LTTUS07G-C	100	30	-	-	-	No	2.020 to 2.045 (2.032)	51.3 to 51.9 (51.6)	6.0	152
2 1/2	63	70	LTTUS08G-A	25	8	-	-	-	-	-	-	No	2.480 to 2.505 (2.492)	63.0 to 63.6 (63.3)	8.0	203
3	78	80	LTTUS09G-A	25	8	-	-	-	-	-	-	No	3.070 to 3.100 (3.085)	78.0 to 78.7 (78.4)	10.0	254
4	103	100	LTTUS11G-A	25	8	-	-	-	-	-	-	No	4.000 to 4.040 (4.020)	101.6 to 102.6 (102.1)	12.0	305
5	129	-	LTTUS12G-A	25	8	-	-	-	-	-	-	No	4.975 to 5.035 (5.005)	126.4 to 127.9 (127.1)	17.5	445
6	155	-	LTTUS13G-A	25	8	-	-	-	-	-	-	No	6.015 to 6.075 (6.045)	152.8 to 154.3 (153.5)	22.5	572

System ingress ratings

UL 50E "Listed" when used with
T&B Liquidtight Systems fittings

Indoor	Type 4, 12, 13
Outdoor	Type 3, 3R, 4
CSA C22.2, No. 94	Type 3, 3R, 4, 12, 13
NEMA 250	Type 3, 3R, 4, 12, 13
IEC 60529	IP66, IP67

System temperature ratings

UL	Dry: -55 to +105 °C (-67 to +221 °F)
	Oil: -55 to +70 °C (-67 to +158 °F)
	Wet: -55 to +60 °C (-67 to +140 °F)
CSA	Dry: -30 to +75 °C (-22 to +167 °F)
IEC/CE	Gen: -45 to +105 °C (-49 to +221 °F)

For more information, see
technical data sheet TDS000004.
by scanning the QR code below.



Wide temperature — Liquid-tight flexible metal conduits

Type LTTE — CE certified



Product details:

Wide temperature, CE compliant T&B Liquidtight Systems® flexible metallic conduits provide excellent performance in low and high temperatures

Materials: Galvanized steel core, smooth PVC jacket

Color: Gray (standard), black (optional)

Approvals



Trade size			Coil length										Specifications			
UL	CSA	ISO/ BS EN	Standard carton			Small reel			Bulk reel			UL bond wire	ID range (nominal)		Min. inside bend radius	
Inch	mm	mm	Part no.	Ft	m	Part no.	Ft	m	Part no.	Ft	m		Inch	mm	Inch	mm
¾	12	16	LTTES01G-C	100	30	LTTES01G-K	500	150	LTTES01G-L	1,000	300	No	0.484 to 0.505 (0.493)	12.3 to 12.8 (12.5)	1.5	38
½	16	20	LTTES02G-C	100	30	LTTES02G-K	500	150	LTTES02G-L	1,000	300	No	0.622 to 0.642 (0.632)	15.8 to 16.3 (16.0)	2.0	51
¾	21	25	LTTES03G-C	100	30	LTTES03G-K	500	150	LTTES03G-L	1,000	300	No	0.820 to 0.840 (0.830)	20.8 to 21.3 (21.1)	2.5	64
1	27	32	LTTES04G-C	100	30	LTTES04G-J	400	120	-	-	-	No	1.041 to 1.066 (1.053)	25.4 to 27.1 (26.8)	3.0	76
1¼	35	40	LTTES05G-B	50	15	LTTES05G-E	200	60	-	-	-	No	1.380 to 1.410 (1.395)	35.1 to 35.8 (35.5)	3.5	89
1½	41	50	LTTES06G-B	50	15	LTTES06G-D	150	45	-	-	-	No	1.575 to 1.600 (1.587)	40.0 to 40.6 (40.3)	4.5	114
2	53	63	LTTES07G-B	50	15	LTTES07G-C	100	30	-	-	-	No	2.020 to 2.045 (2.032)	51.3 to 51.9 (51.6)	5.5	140
2½	63	70	LTTES08G-A	25	8	-	-	-	-	-	-	No	2.480 to 2.505 (2.492)	63.0 to 63.6 (63.3)	8.0	203
3	78	80	LTTES09G-A	25	8	-	-	-	-	-	-	No	3.070 to 3.100 (3.085)	78.0 to 78.7 (78.4)	10.0	254
4	103	100	LTTES11G-A	25	8	-	-	-	-	-	-	No	4.000 to 4.040 (4.020)	101.6 to 05.6 (102.1)	12.0	305
5	129	-	LTTES12G-A	25	8	-	-	-	-	-	-	No	4.975 to 5.035 (5.005)	126.4 to 127.9 (127.1)	17.5	445
6	155	-	LTTES13G-A	25	8	-	-	-	-	-	-	No	6.015 to 6.075 (6.045)	152.8 to 154.3 (153.5)	22.5	572

System ingress ratings

UL 50E "tested"	
Indoor	Type 4, 12, 13
Outdoor	Type 3, 3R, 4
CSA C22.2, No. 94	Type 3, 3R, 4, 12, 13
NEMA 250	Type 3, 3R, 4, 12, 13
IEC 60529	IP66, IP67

System temperature ratings

General	Dry: -20 to +80 °C (-4 to +176 °F)
	Oil: -20 to +70 °C (-4 to +158 °F)
	Wet: -20 to +60 °C (-4 to +140 °F)
IEC/CE	Gen: -55 to +105 °C (+67 to +221 °F)

For more information, see technical data sheet TDS000005. by scanning the QR code below.



Extreme temperature — Liquid-tight flexible metal conduits

Type LTXE — CE certified



Product details:

Extreme temperature, CE compliant T&B Liquidtight Systems® flexible metallic conduits provide excellent performance in extreme low and high temperature environments

Materials: Galvanized steel core, smooth PVC jacket

Color: Black (standard)

Approvals



Trade size			Coil length									Specifications				
UL	CSA	ISO/ BS EN	Standard carton			Small reel			Bulk reel			UL bond wire	ID range (nominal)		Min. inside bend radius	
Inch	mm	mm	Part no.	Ft	m	Part no.	Ft	m	Part no.	Ft	m		Inch	mm	Inch	mm
¾	12	16	LTXES01B-C	100	30	LTXES01B-K	500	150	LTXES01B-L	1,000	300	Yes	0.484 to 0.505 (0.493)	12.3 to 12.8 (12.5)	1.5	38
½	16	20	LTXES02B-C	100	30	LTXES02B-K	500	150	LTXES02B-L	1,000	300	Yes	0.622 to 0.642 (0.632)	15.8 to 16.3 (16.0)	2.0	51
¾	21	25	LTXES03B-C	100	30	LTXES03B-K	500	150	LTXES03B-L	1,000	300	Yes	0.820 to 0.840 (0.830)	20.8 to 21.3 (21.1)	2.5	64
1	27	32	LTXES04B-C	100	30	LTXES04B-J	400	120	-	-	-	Yes	1.041 to 1.066 (1.053)	25.4 to 27.1 (26.8)	3.0	76
1¼	35	40	LTXES05B-B	50	15	LTXES05B-E	200	60	-	-	-	Yes	1.380 to 1.410 (1.395)	35.1 to 35.8 (35.5)	3.5	89
1½	41	50	LTXES06B-B	50	15	LTXES06B-D	150	45	-	-	-	No	1.575 to 1.600 (1.587)	40.0 to 40.6 (40.3)	4.5	114
2	53	63	LTXES07B-B	50	15	LTXES07B-C	100	30	-	-	-	No	2.020 to 2.045 (2.032)	51.3 to 51.9 (51.6)	5.5	140
2½	63	70	LTXES08B-A	25	8	-	-	-	-	-	-	No	2.480 to 2.505 (2.492)	63.0 to 63.6 (63.3)	8.0	203
3	78	80	LTXES09B-A	25	8	-	-	-	-	-	-	No	3.070 to 3.100 (3.085)	78.0 to 78.7 (78.4)	10.0	254
4	103	100	LTXES11B-A	25	8	-	-	-	-	-	-	No	4.000 to 4.040 (4.020)	101.6 to 102.6 (102.1)	12.0	305

System ingress ratings

UL 50E "Listed"	
Indoor	Type 4, 12, 13
Outdoor	Type 3, 3R, 4
CSA C22.2, No. 94	Type 3, 3R, 4, 12, 13
NEMA 250	Type 3, 3R, 4, 12, 13
IEC 60529	IP66, IP67

System temperature ratings

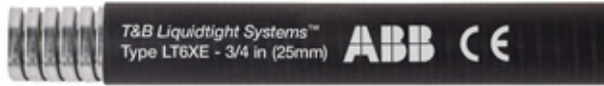
UL	Dry: -20 to +80 °C (-4 to +176 °F)
	Oil: -20 to +70 °C (-4 to +158 °F)
	Wet: -20 to +60 °C (-4 to +140 °F)
General	Dry: -60 to +150 °C (-76 to +302 °F)
IEC/CE	Gen: -45 to +150 °C (-49 to +302 °F)

For more information, see technical data sheet TDS000006 by scanning the QR code below.



Extreme temperature — Liquid-tight flexible metal conduits

Type LT6XE SST 316L — CE certified




Product details:

Stainless steel 316L extreme temperature, CE compliant T&B Liquidtight Systems® flexible metallic conduits provide excellent performance in extreme temperature and highly corrosive environments

Materials: Stainless steel 316L core, smooth PVC jacket

Color: Black (standard)

Approvals



Trade size			Coil length									Specifications				
UL	CSA	ISO/ BS EN	Standard carton			Small reel			Bulk reel			UL bond wire	ID range (nominal)		Min. inside bend radius	
Inch	mm	mm	Part no.	Ft	m	Part no.	Ft	m	Part no.	Ft	m		Inch	mm	Inch	mm
3/8	12	16	LT6XES01B-C	100	30	LT6XES01B-K	500	150	LT6XES01B-L	1,000	300	No	0.484 to 0.505 (0.493)	12.3 to 12.8 (12.5)	1.5	38
1/2	16	20	LT6XES02B-C	100	30	LT6XES02B-K	500	150	LT6XES02B-L	1,000	300	No	0.622 to 0.642 (0.632)	15.8 to 16.3 (16.0)	2.0	51
3/4	21	25	LT6XES03B-C	100	30	LT6XES03B-K	500	150	LT6XES03B-L	1,000	300	No	0.820 to 0.840 (0.830)	20.8 to 21.3 (21.1)	2.5	64
1	27	32	LT6XES04B-C	100	30	LT6XES04B-J	400	120	-	-	-	No	1.041 to 1.066 (1.053)	25.4 to 27.1 (26.8)	3.0	76
1 1/4	35	40	LT6XES05B-B	50	15	LT6XES05B-E	200	60	-	-	-	No	1.380 to 1.410 (1.395)	35.1 to 35.8 (35.5)	3.5	89
1 1/2	41	50	LT6XES06B-B	50	15	LT6XES06B-D	150	45	-	-	-	No	1.575 to 1.600 (1.587)	40.0 to 40.6 (40.3)	4.5	114
2	53	63	LT6XES07B-B	50	15	LT6XES07B-C	100	30	-	-	-	No	No 2.020 to 2.045 (2.032)	51.3 to 51.9 (51.6)	5.5	140
2 1/2	63	70	LT6XES08B-A	25	8	-	-	-	-	-	-	No	2.480 to 2.505 (2.492)	63.0 to 63.6 (63.3)	8.0	203
3	78	80	LT6XES09B-A	25	8	-	-	-	-	-	-	No	3.070 to 3.100 (3.085)	78.0 to 78.7 (78.4)	10.0	254
4	103	100	LT6XES11B-A	25	8	-	-	-	-	-	-	No	4.000 to 4.040 (4.020)	101.6 to 05.6 (102.1)	12.0	305

System ingress ratings

UL 50E "tested"	
Indoor	Type 4, 12, 13
Outdoor	Type 3, 3R, 4
CSA C22.2, No. 94	Type 3, 3R, 4, 12, 13
NEMA 250	Type 3, 3R, 4, 12, 13
IEC 60529	IP66, IP67

System temperature ratings

General	Dry: -60 to +150 °C (-76 to +302 °F)
	Oil: -20 to +70 °C (-4 to +158 °F)
	Wet: -20 to +60 °C (-4 to +140 °F)
IEC/CE	Gen: -45 to +150 °C (-49 to +302 °F)

For more information, see technical data sheet TDS000088 by scanning the QR code below.



Standard temperature — Fittings and accessories

Series 5200/5300 steel/malleable iron

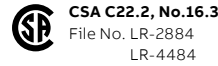
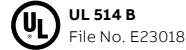


Series 5200/5300 liquid-tight



Series 5200/5300GR liquid-tight grounding

Approvals



Fittings

			Series 5200/5300 liquid-tight									Series 5200/5300GR liquid-tight grounding					
			Insulated			Non-insulated			Insulated			Non-insulated					
Trade size			Type														
UL Inch	CSA mm	ISO/BS EN mm	Std. Thread	Straight part no.	45° part no.	90° part no.	Straight part no.	45° part no.	90° part no.	Straight part no.	45° part no.	90° part no.	Straight part no.	45° part no.	90° part no.		
¾	12	16	NPT ½"	5331	5341	5351	5231	5241	5251	5331GR	5341GR	5351GR	5231GR	5241GR	5251GR		
			ISO M16	9360	9340	9350	-	-	-	-	-	-	-	-	-	-	
½	16	20	NPT ½"	5332	5342	5352	5232	5242	5252	5332GR	5342GR	5352GR	5232GR	5242GR	5252GR		
			ISO M20	9362	9342	9352TB	-	-	-	-	-	-	-	-	-	-	
¾	21	25	NPT ¾"	5333	5343	5353	5233	5243	5253	5333GR	5343GR	5353GR	5233GR	5243GR	5253GR		
			ISO M25	9363	9343TB	9353TB	-	-	-	-	-	-	-	-	-	-	
1	27	32	NPT 1"	5334	5344	5354	5234	5244	5254	5334GR	5344GR	5354GR	5234GR	5244GR	5254GR		
			ISO M32	9364	9344	9354TB	-	-	-	-	-	-	-	-	-	-	
1¼	35	40	NPT 1¼"	5335	5345	5355	5235	5245	5255	5335GR	5345GR	5355GR	5235GR	5245GR	5255GR		
			ISO M40	9365	9345	9355	-	-	-	-	-	-	-	-	-	-	
1½	41	50	NPT 1½"	5336	5346	5356	5236	5246	5256	5336GR	5346GR	5356GR	5236GR	5246GR	5256GR		
			ISO M50	9366	9346	9356	-	-	-	-	-	-	-	-	-	-	
2	53	63	NPT 2"	5337	5347	5357	5237	5247	5257	5337GR	5347GR	5357GR	5237GR	5247GR	5257GR		
			ISO M63	9367	9347	9357	-	-	-	-	-	-	-	-	-	-	
2½	63	70	NPT 2½"	5338	5348	5358	5238	5248	5258	5338GR	5348GR	5358GR	5238GR	5248GR	5258GR		
			ISO	-	-	-	-	-	-	-	-	-	-	-	-	-	
3	78	80	NPT 3"	5339	5349	5359	5239	5249	5259	5339GR	5349GR	5359GR	5239GR	5249GR	5259GR		
			ISO	-	-	-	-	-	-	-	-	-	-	-	-	-	
4	103	100	NPT 4"	5340	5350	5360	5240	5250	5260	5340GR	5350GR	5360GR	5240GR	5250GR	5260GR		
			ISO	-	-	-	-	-	-	-	-	-	-	-	-	-	
5	129	-	NPT 5"	5385	-	-	5285	-	-	5385GR	-	-	5285GR	-	-		
			ISO	-	-	-	-	-	-	-	-	-	-	-	-	-	
6	155	-	NPT 6"	5386	-	-	-	-	-	5386GR	-	-	-	-	-		
			ISO	-	-	-	-	-	-	-	-	-	-	-	-	-	

System ingress ratings

UL 50E "tested"	
Indoor	Type 4, 6, 12, 13
Outdoor	Type 3, 3R, 4, 6
CSA C22.2, No. 94.2	Type 3, 3R, 4, 12, 13
NEMA 250	Type 3, 3R, 4, 6, 12, 13

System temperature ratings

UL: Gen	-20 to +105 °C (-4 to +221 ° F)
CSA: Gen	-20 to +105 °C (-4 to +221 ° F)
IEC/CE: Gen	-25 to +105 °C (-13 to +221 ° F)

For more information, see technical data sheets TDS000122 and TDS000120 by scanning the QR codes below.



Wide and extreme temperature — Fittings and accessories

Series 5300-HT/ 5300SST6HT (high temperature)

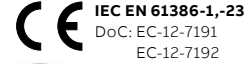
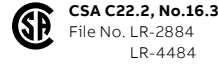
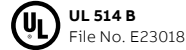


Series 5300-HT liquid-tight high temp



Series 5300SST6HT high temp

Approvals



Fittings **Accessories**

Series 5300-HT
"high temp"

Series 5300SST6HT
SST 316 "high temp"



Trade size		Type		Insulated			Insulated			*Seal gasket part no.	Wire mesh grips part no.	Conduit support (1-hole) part no.	Conduit support (2-hole) part no.	
UL Inch	CSA mm	ISO/BS EN mm	Std.	Thread	Straight part no.	45° part no.	90° part no.	Straight part no.	45° part no.					90° part no.
¾	12	16	NPT	½"	5331-HT	5341-HT	5351-HT	5331SST6HT	5341SST6HT	5351SST6HT	5261-HT	WMG-LT1	HS 100 SC	-
			ISO	M16	-	-	-	9330SST6HT	9340SST6HT	9350SST6HT				
½	16	20	NPT	½"	5332-HT	5342-HT	5352-HT	5332SST6HT	5342SST6HT	5352SST6HT	5262-HT	WMG-LT2	HS 101	HS 901
			ISO	M20	-	-	-	9332SST6HT	9342SST6HT	9352SST6HT				
¾	21	25	NPT	¾"	5333-HT	5343-HT	5353-HT	5333SST6HT	5343SST6HT	5353SST6HT	5263-HT	WMG-LT3	HS 102	HS 902
			ISO	M25	-	-	-	9333SST6HT	9343SST6HT	9353SST6HT				
1	27	32	NPT	1"	5334-HT	5344-HT	5354-HT	5334SST6HT	5344SST6HT	5354SST6HT	5264-HT	WMG-LT4	HS 103	HS 903
			ISO	M32	-	-	-	9334SST6HT	9344SST6HT	9354SST6HT				
1¼	35	40	NPT	1¼"	5335-HT	5345-HT	5355-HT	5335SST6HT	5345SST6HT	5355SST6HT	5265-HT	WMG-LT5	HS 104	HS 904
			ISO	M40	-	-	-	9335SST6HT	9345SST6HT	9355SST6HT				
1½	41	50	NPT	1½"	5336-HT	5346-HT	5356-HT	5336SST6HT	5346SST6HT	5356SST6HT	5266-HT	WMG-LT6	HS 105	HS 905
			ISO	M50	-	-	-	9336SST6HT	9346SST6HT	9356SST6HT				
2	53	63	NPT	2"	5337-HT	5347-HT	5357-HT	5337SST6HT	5347SST6HT	5357SST6HT	5267-HT	WMG-LT7	HS 106	HS 906
			ISO	M63	-	-	-	9337SST6HT	9347SST6HT	9357SST6HT				
2½	63	70	NPT	2½"	5338-HT	5348-HT	5358-HT	-	-	-	5268-HT	WMG-LT8	HS 107	HS 907
			ISO	-	-	-	-	-	-					
3	78	80	NPT	3"	5339-HT	5349-HT	5359-HT	-	-	-	5269-HT	WMG-LT9	HS 108	HS 908
			ISO	-	-	-	-	-	-					
4	103	100	NPT	4"	5340-HT	5350-HT	5360-HT	-	-	-	5270-HT	WMG-LT10	HS 110	HS 910
			ISO	-	-	-	-	-	-					
5	129	-	NPT	5"	5385-HT	-	-	-	-	-	-	-	-	-
			ISO	-	-	-	-	-	-					
6	155	-	NPT	6"	5386-HT	-	-	-	-	-	-	-	-	-
			ISO	-	-	-	-	-	-					

*Seal gaskets required for liquid- and dust-tight installations
 **Locknuts must be ordered separately for 5300-NB liquid-tight fittings

System ingress ratings —

Series 5300-HT

UL 50E "Listed"	
Indoor	Type 4, 12, 13
Outdoor	Type 3, 3R, 4
CSA C22.2, No. 94	Type 3, 3R, 4, 12, 13
NEMA 250	Type 3, 3R, 4, 12, 13

System ingress ratings —

Series 5300SST6HT

UL 50E "Listed"	
Indoor	Type 4, 12, 13
Outdoor	Type 3, 3R, 4
CSA C22.2, No. 94	Type 3, 3R, 4, 12, 13
NEMA 250	Type 3, 3R, 4, 6, 12, 13

System temperature ratings

UL	Gen -20 to +105 °C (-4 to +221 °F)
CSA	Gen -20 to +105 °C (-4 to +221 °F)
IEC/CE:	Gen -45 to +150 °C (-49 to +302 °F)
General:	Dry -60 to +150 °C (-76 to +302 °F)

For more information, see technical data sheets TDS000123 and TDS000124 by scanning the QR codes below.



Stainless steel solutions

Product overview

Typical applications

For use in indoor and outdoor installations:

- Food and beverage equipment
- Washdown applications
- Water/wastewater treatment plants
- Pharmaceutical equipment

Products:

Liquid-tight flexible metallic conduit

- Type LT4GE (CE)
- Type LT6GE (CE)
- Type LT6XE (CE)
- Type LT6FE (CE)



Liquid-tight fittings

- Series 5300SST6, SST 316
- Series 5300SST6HT, SST 316 high temp



Accessories

- Series 5260, 5260-HT seal gaskets
- Series HS100-SS, HS900-SS conduit supports
- Series WMG-LT mesh grips



The T&B Liquidtight Systems® portfolio offers a complete range of stainless steel liquid-tight flexible metallic conduit system solutions for applications where exceptional corrosion protection is required. With third-party certified UL listed Type 4/4X ingress ratings, there's no guessing game when it comes to trusted performance and reliability.


Interested in learning more?

Scan the QR code below to check out T&B Liquidtight Systems® application profile for stainless steel corrosion-resistant solutions. See features, benefits and sample kits available to order online today.



Stainless steel — Liquid-tight flexible metal conduits

Type LT4GE SST 304 — CE certified




Product details:

Stainless steel 304 general purpose, CE certified flexible metallic conduits provide excellent strength, corrosion protection and liquid-tight performance

Materials: Stainless steel 304, smooth PVC jacket

Color: Clear (standard), gray (optional)

Approvals



Trade size			Coil length									Specifications				
UL	CSA	ISO/ BS EN	Standard carton			Small reel			Bulk reel			UL bond wire	ID range (nominal)		Min. inside bend radius	
Inch	mm	mm	Part no.	Ft	m	Part no.	Ft	m	Part no.	Ft	m		Inch	mm	Inch	mm
¾	12	16	LT4GES01C-C	100	30	LT4GES01C-K	500	150	LT4GES01C-L	1,000	300	No	0.484 to 0.505 (0.493)	12.3 to 12.8 (12.5)	2.0	51
½	16	20	LT4GES02C-C	100	30	LT4GES02C-K	500	150	LT4GES02C-L	1,000	300	No	0.622 to 0.642 (0.632)	15.8 to 16.3 (16.0)	3.0	76
¾	21	25	LT4GES03C-C	100	30	LT4GES03C-K	500	150	LT4GES03C-L	1,000	300	No	0.820 to 0.840 (0.830)	20.8 to 21.3 (21.1)	4.2	107
1	27	32	LT4GES04C-C	100	30	LT4GES04C-J	400	120	-	-	-	No	1.041 to 1.066 (1.053)	25.4 to 27.1 (26.8)	5.5	140
1¼	35	40	LT4GES05C-B	50	15	LT4GES05C-E	200	60	-	-	-	No	1.380 to 1.410 (1.395)	35.1 to 35.8 (35.5)	7.0	178
1½	41	50	LT4GES06C-B	50	15	LT4GES06C-D	150	45	-	-	-	No	1.575 to 1.600 (1.587)	40.0 to 40.6 (40.3)	4.5	114
2	53	63	LT4GES07C-B	50	15	LT4GES07C-C	100	30	-	-	-	No	2.020 to 2.045 (2.032)	51.3 to 51.9 (51.6)	6.0	152
2½	63	70	LT4GES08C-A	25	8	-	275	80	-	-	-	No	2.480 to 2.505 (2.492)	63.0 to 63.6 (63.3)	8.0	203
3	78	80	LT4GES09C-A	25	8	-	175	50	-	-	-	No	3.070 to 3.100 (3.085)	78.0 to 78.7 (78.4)	10.0	254
4	103	100	LT4GES11C-A	25	8	-	100	30	-	-	-	No	4.000 to 4.040 (4.020)	101.6 to 102.6 (102.1)	12.0	305

System ingress ratings

UL 50E "tested"	
Indoor	Type 4, 12, 13
Outdoor	Type 3, 3R, 4
CSA C22.2, No. 94	Type 3, 3R, 4, 12, 13
NEMA 250	Type 3, 3R, 4, 12, 13
IEC 60529	IP66, IP67

System temperature ratings

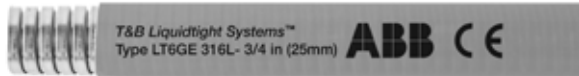
General	Dry: -20 to +80 °C (-4 to +176 °F)
	Oil: -20 to +70 °C (-4 to +158 °F)
	Wet: -20 to +60 °C (-4 to +140 °F)
IEC/CE	Gen: -15 to +60 °C (+5 to +140 °F)

For more information, see technical data sheet TDS000085 by scanning the QR code below.



Stainless steel — Liquid-tight flexible metal conduits

Type LT6GE SST 316L — CE certified



Product details:

Stainless steel 316L general purpose, CE certified T&B Liquidtight Systems® flexible metallic conduits provide superior strength, corrosion protection and T&B Liquidtight Systems performance

Materials: Stainless steel 316L core, smooth PVC jacket

Color: Gray (standard), clear (optional)

Approvals



Trade size			Coil length										Specifications			
UL	CSA	ISO/ BS EN	Standard carton			Small reel			Bulk reel				ID range (nominal)		Min. inside bend radius	
Inch	mm	mm	Part no.	Ft	m	Part no.	Ft	m	Part no.	Ft	m	UL bond wire	Inch	mm	Inch	mm
3/8	12	16	LT6GES01G-C	100	30	LT6GES01G-K	500	150	LT6GES01G-L	1,000	300	No	0.484 to 0.505 (0.493)	12.3 to 12.8 (12.5)	2.0	51
1/2	16	20	LT6GES02G-C	100	30	LT6GES02G-K	500	150	LT6GES02G-L	1,000	300	No	0.622 to 0.642 (0.632)	15.8 to 16.3 (16.0)	3.0	76
3/4	21	25	LT6GES03G-C	100	30	LT6GES03G-K	500	150	LT6GES03G-L	1,000	300	No	0.820 to 0.840 (0.830)	20.8 to 21.3 (21.1)	4.2	107
1	27	32	LT6GES04G-C	100	30	LT6GES04G-J	400	120	-	-	-	No	1.041 to 1.066 (1.053)	25.4 to 27.1 (26.8)	5.5	140
1 1/4	35	40	LT6GES05G-B	50	15	LT6GES05G-E	200	60	-	-	-	No	1.380 to 1.410 (1.395)	35.1 to 35.8 (35.5)	7.0	178
1 1/2	41	50	LT6GES06G-B	50	15	LT6GES06G-D	150	45	-	-	-	No	1.575 to 1.600 (1.587)	40.0 to 40.6 (40.3)	4.5	114
2	53	63	LT6GES07G-B	50	15	LT6GES07G-C	100	30	-	-	-	No	2.020 to 2.045 (2.032)	51.3 to 51.9 (51.6)	6.0	152
2 1/2	63	70	LT6GES08G-A	25	8	LT6GES08G-G	275	80	-	-	-	No	2.480 to 2.505 (2.492)	63.0 to 63.6 (63.3)	8.0	203
3	78	80	LT6GES09G-A	25	8	LT6GES09G-P	175	50	-	-	-	No	3.070 to 3.100 (3.085)	78.0 to 78.7 (78.4)	10.0	254
4	103	100	LT6GES11G-A	25	8	LT6GES11G-C	100	30	-	-	-	No	4.000 to 4.040 (4.020)	101.6 to 102.6 (102.1)	12.0	305

System ingress ratings

UL 50E "tested"	
Indoor	Type 4, 12, 13
Outdoor	Type 3, 3R, 4
CSA C22.2, No. 94	Type 3, 3R, 4, 12, 13
NEMA 250	Type 3, 3R, 4, 12, 13
IEC 60529	IP66, IP67

System temperature ratings


General	Dry: -55 to +105 °C (-67 to +221 °F)
	Oil: -30 to +70 °C (-22 to +158 °F)
	Wet: -30 to +60 °C (-22 to +140 °F)
IEC/CE	Gen: -45 to +105 °C (+49 to +221 °F)

For more information, see technical data sheet TDS000087 by scanning the QR code below.



Stainless steel — Liquid-tight flexible metal conduits

Type LT6XE extreme temperature — CE certified




Product details:

Stainless steel 316L extreme temperature, CE certified
T&B Liquidtight Systems® flexible metallic conduits provide excellent performance in extreme temperatures and highly corrosive environments

Materials: Stainless steel 316L core, smooth TPU jacket

Color: Black (standard)

Approvals



Trade size			Coil length									Specifications				
UL	CSA	ISO/ BS EN	Standard carton			Small reel			Bulk reel			UL bond wire	ID range (nominal)		Min. inside bend radius	
Inch	mm	mm	Part no.	Ft	m	Part no.	Ft	m	Part no.	Ft	m		Inch	mm	Inch	mm
¾	12	16	LT6XES01B-C	100	30	LT6XES01B-K	500	150	LT6XES01B-L	1,000	300	No	0.484 to 0.505 (0.493)	12.3 to 12.8 (12.5)	1.5	38
½	16	20	LT6XES02B-C	100	30	LT6XES02B-K	500	150	LT6XES02B-L	1,000	300	No	0.622 to 0.642 (0.632)	15.8 to 16.3 (16.0)	2.0	51
¾	21	25	LT6XES03B-C	100	30	LT6XES03B-K	500	150	LT6XES03B-L	1,000	300	No	0.820 to 0.840 (0.830)	20.8 to 21.3 (21.1)	2.5	64
1	27	32	LT6XES04B-C	100	30	LT6XES04B-J	400	120	-	-	-	No	1.041 to 1.066 (1.053)	25.4 to 27.1 (26.8)	3.0	76
1¼	35	40	LT6XES05B-B	50	15	LT6XES05B-E	200	60	-	-	-	No	1.380 to 1.410 (1.395)	35.1 to 35.8 (35.5)	3.5	89
1½	41	50	LT6XES06B-B	50	15	LT6XES06B-D	150	45	-	-	-	No	1.575 to 1.600 (1.587)	40.0 to 40.6 (40.3)	4.5	114
2	53	63	LT6XES07B-B	50	15	LT6XES07B-C	100	30	-	-	-	No	2.020 to 2.045 (2.032)	51.3 to 51.9 (51.6)	5.5	140
2½	63	70	LT6XES08B-A	25	8	-	-	-	-	-	-	No	2.480 to 2.505 (2.492)	63.0 to 63.6 (63.3)	8.0	203
3	78	80	LT6XES09B-A	25	8	-	-	-	-	-	-	No	3.070 to 3.100 (3.085)	78.0 to 78.7 (78.4)	10.0	254
4	103	100	LT6XES11B-A	25	8	-	-	-	-	-	-	No	4.000 to 4.040 (4.020)	101.6 to 102.6 (102.1)	12.0	305

System ingress ratings

UL 50E "tested"

Indoor	Type 4, 12, 13
Outdoor	Type 3, 3R, 4
CSA C22.2, No. 94	Type 3, 3R, 4, 12, 13
NEMA 250	Type 3, 3R, 4, 12, 13
IEC 60529	IP66, IP67

System temperature ratings

General	Dry: -60 to +150 °C (-76 to +302 °F)
IEC/CE	Gen: -45 to +150 °C (-49 to +302 °F)

For more information, see technical data sheet TDS000088 by scanning the QR code below.



Stainless steel 316 — Fittings and accessories

Series 5300SST6/Series 5300SST6HT high temperature

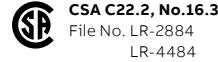
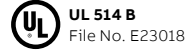


Series 5300SST6



Series 5300SST6HT high temperature

Approvals



Product details:

Stainless steel for corrosion resistance, UL listed and CSA certified

Materials: Stainless steel 316

Fittings											Accessories			
Series 5300SST6 SST 316											Series 5300SST6HT SST 316 high temperature			
Trade size			Type		Insulated			Insulated			*Sealing gasket part no.	Wire mesh grips part no.	Conduit support (1-hole) part no.	Conduit support (2-hole) part no.
UL Inch	CSA mm	ISO/BS EN mm	Std.	Thread	Straight part no.	45° part no.	90° part no.	Straight part no.	45° part no.	90° Part No.				
¾	12	16	NPT	½"	5331SST6	5341SST6	5351SST6	5331SST6HT	5341SST6HT	5351SST6HT	5261-HT	WMG-LT1	HS 100 SC	-
			ISO	M16	9330SST6	9340SST6	9350SST6	9330SST6HT	9340SST6HT	9350SST6HT				
½	16	20	NPT	½"	5332SST6	5342SST6	5352SST6	5332SST6HT	5342SST6HT	5352SST6HT	5262-HT	WMG-LT2	HS 101	HS 901
			ISO	M20	9332SST6	9342SST6	9352SST6	9332SST6HT	9342SST6HT	9352SST6HT				
¾	21	25	NPT	¾"	5333SST6	5343SST6	5353SST6	5333SST6HT	5343SST6HT	5353SST6HT	5263-HT	WMG-LT3	HS 102	HS 902
			ISO	M25	9333SST6	9343SST6	9353SST6	9333SST6HT	9343SST6HT	9353SST6HT				
1	27	32	NPT	1"	5334SST6	5344SST6	5354SST6	5334SST6HT	5344SST6HT	5354SST6HT	5264-HT	WMG-LT4	HS 103	HS 903
			ISO	M32	9334SST6	9344SST6	9354SST6	9334SST6HT	9344SST6HT	9354SST6HT				
1¼	35	40	NPT	1¼"	5335SST6	5345SST6	5355SST6	5335SST6HT	5345SST6HT	5355SST6HT	5265-HT	WMG-LT5	HS 104	HS 904
			ISO	M40	9335SST6	9345SST6	9355SST6	9335SST6HT	9345SST6HT	9355SST6HT				
1½	41	50	NPT	1½"	5336SST6	5346SST6	5356SST6	5336SST6HT	5346SST6HT	5356SST6HT	5266-HT	WMG-LT6	HS 105	HS 905
			ISO	M50	9336SST6	9346SST6	9356SST6	9336SST6HT	9346SST6HT	9356SST6HT				
2	53	63	NPT	2"	5337SST6	5347SST6	5357SST6	5337SST6HT	5347SST6HT	5357SST6HT	5267-HT	WMG-LT7	HS 106	HS 906
			ISO	M63	9337SST6	9347SST6	9357SST6	9337SST6HT	9347SST6HT	9357SST6HT				
2½	63	70	NPT	2½"	5338-HT	5348-HT	5358-HT	5338-HT	5348-HT	5358-HT	5268-HT	WMG-LT8	HS 107	HS 907
			ISO	-	-	-	-	-	-	-				
3	78	80	NPT	3"	5339-HT	5349-HT	5359-HT	5339-HT	5349-HT	5359-HT	5269-HT	WMG-LT9	HS 108	HS 908
			ISO	-	-	-	-	-	-	-				
4	103	100	NPT	4"	5340-HT	5350-HT	5360-HT	5340-HT	5350-HT	5360-HT	5270-HT	WMG-LT10	HS 110	HS 910
			ISO	-	-	-	-	-	-	-				

*Seal gaskets required for liquid- and dust-tight installations
 **Locknuts must be ordered separately for 5300SST6 fittings

For more information, see technical data sheets TDS000126 and TDS000124 by scanning the QR codes below.



Food and beverage solutions

Product overview

Typical applications

For use in indoor and outdoor installations:

- Food and beverage equipment
- Pharmaceutical equipment
- Bottling lines
- Packaging equipment
- Meat packing
- Dairy processing
- Coolers and freezer systems
- Canning plants
- Mixers, blenders and fillers
- Brewing and distillery
- High-pressure washdown areas
- Commercial food service

Products:

Liquid-tight flexible metallic conduit

- Type LTFU white (UL)
- Type LTFU blue (UL)
- Type LTFE (CE)
- Type LT6FE (CE)
- Type SAMHURL (CE)



Liquid-tight fittings

- Series 5300SST6 SST 316
- Series 5300SST6-FB SST 316, F&B seal kits
- SAM one-piece SST 316



Accessories



- Series 5260 seal gaskets
- Series 5260-FB F&B seal kits
- Series HS-100 and HS100-SS conduit supports
- Series WMG-LT mesh grips



The T&B Liquidtight Systems® brand encompasses a complete range of food and beverage metallic and non-metallic flexible conduit system solutions for applications requiring FDA antimicrobial materials, UL 4/4X and IP69 ingress ratings and NSF “splash zone” approvals.

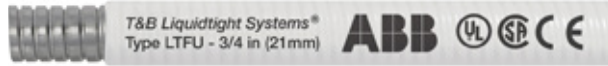
Interested in learning more?

Scan the QR code below to check out T&B Liquidtight Systems® application profile for food and beverage solutions! See features, benefits, and sample kits available to order online today.



Food and beverage — Liquid-tight flexible metal conduits

Type LTFU white — UL listed




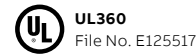
Product details:

Food and beverage, UL listed, NSF certified T&B Liquidtight Systems® flexible metallic conduits provide excellent strength and liquid-tight performance for food industry equipment

Materials: Galvanized steel core, smooth PVC jacket, FDA approved compound with copper bonding wire from 3/8 to 1 1/4"

Color: White (standard)

Approvals



Trade size			Coil length										Specifications			
UL	CSA	ISO/ BS EN	Standard carton			Small reel			Bulk reel			UL bond wire	ID range (nominal)		Min. inside bend radius	
Inch	mm	mm	Part no.	Ft	m	Part no.	Ft	m	Part no.	Ft	m		Inch	mm	Inch	mm
3/8	12	16	LTFUS01W-C	100	30	LTFUS01W-K	500	150	LTFUS01W-L	1,000	300	Yes	0.484 to 0.505 (0.493)	12.3 to 12.8 (12.5)	2.0	51
1/2	16	20	LTFUS02W-C	100	30	LTFUS02W-K	500	150	LTFUS02W-L	1,000	300	Yes	0.622 to 0.642 (0.632)	15.8 to 16.3 (16.0)	3.0	76
3/4	21	25	LTFUS03W-C	100	30	LTFUS03W-K	500	150	LTFUS03W-L	1,000	300	Yes	0.820 to 0.840 (0.830)	20.8 to 21.3 (21.1)	4.2	107
1	27	32	LTFUS04W-C	100	30	LTFUS04W-J	400	120	-	-	-	Yes	1.041 to 1.066 (1.053)	25.4 to 27.1 (26.8)	5.5	140
1 1/4	35	40	LTFUS05W-B	50	15	LTFUS05W-E	200	60	-	-	-	Yes	1.380 to 1.410 (1.395)	35.1 to 35.8 (35.5)	7.0	178
1 1/2	41	50	LTFUS06W-B	50	15	LTFUS06W-D	150	45	-	-	-	No	1.575 to 1.600 (1.587)	40.0 to 40.6 (40.3)	4.5	114
2	53	63	LTFUS07W-B	50	15	LTFUS07W-C	100	30	-	-	-	No	2.020 to 2.045 (2.032)	51.3 to 51.9 (51.6)	6.0	152
2 1/2	63	70	LTFUS08W-A	25	8	LTFUS08W-G	275	80	-	-	-	No	2.480 to 2.505 (2.492)	63.0 to 63.6 (63.3)	8.0	203
3	78	80	LTFUS09W-A	25	8	LTFUS09W-P	175	50	-	-	-	No	3.070 to 3.100 (3.085)	78.0 to 78.7 (78.4)	10.0	254
4	103	100	LTFUS11W-A	25	8	LTFUS11W-C	100	30	-	-	-	No	4.000 to 4.040 (4.020)	101.6 to 102.6 (102.1)	12.0	305

System ingress ratings

UL 50E "Listed"

Indoor Type 4, 12, 13

Outdoor Type 3, 3R, 4

NEMA 250 Type 3, 3R, 4, 12, 13

IEC 60529 IP66, IP67

System temperature ratings

UL Dry: -30 to +80 °C (-22 to +176 °F)

Oil: -30 to +70 °C (-22 to +158 °F)

Wet: -30 to +60 °C (-22 to +140 °F)

IEC/CE Gen: -25 to +90 °C (-13 to +194 °F)

For more information, see technical data sheet TDS000021 by scanning the QR code below.



Food and beverage — Liquid-tight flexible metal conduits

Type LTFU blue antimicrobial — UL listed



Product details:

Food and beverage antimicrobial, UL listed, NSF certified T&B Liquidtight Systems® flexible metallic conduits provide excellent strength and liquid-tight performance for food industry equipment

Materials: Galvanized steel core, smooth PVC antimicrobial jacket, FDA approved compound with copper bonding wire from 3/8 to 1 1/4"

Color: Blue

Approvals



Trade size			Coil length										Specifications			
UL	CSA	ISO/ BSEN	Standard carton			Small reel			Bulk reel			UL bond wire	ID range (nominal)		Min. inside bend radius	
Inch	mm	mm	Part no.	Ft	m	Part no.	Ft	m	Part no.	Ft	m		Inch	mm	Inch	mm
3/8	12	16	LTFUS01L-C	100	30	LTFUS01L-A	25	8	-	-	-	Yes	0.484 to 0.505 (0.493)	12.3 to 12.8 (12.5)	2.0	51
1/2	16	20	LTFUS02L-C	100	30	LTFUS02L-A	25	8	-	-	-	Yes	0.622 to 0.642 (0.632)	15.8 to 16.3 (16.0)	3.0	76
3/4	21	25	LTFUS03L-C	100	30	LTFUS03L-A	25	8	-	-	-	Yes	0.820 to 0.840 (0.830)	20.8 to 21.3 (20.0)	4.2	107
1	27	32	LTFUS04L-C	100	30	LTFUS04L-A	25	8	-	-	-	Yes	1.041 to 1.066 (1.053)	25.4 to 27.1 ()	5.5	140
1 1/4	35	40	LTFUS05L-B	50	15	LTFUS05L-A	25	8	-	-	-	Yes	1.380 to 1.410 (1.395)	35.1 to 35.8 (35.5)	7.0	178
1 1/2	41	50	LTFUS06L-B	50	15	LTFUS06L-A	25	8	-	-	-	-	1.575 to 1.600 (1.587)	40.0 to 40.6 (40.3)	4.5	114
2	53	63	LTFUS07L-B	50	15	LTFUS07L-A	25	8	-	-	-	-	2.020 to 2.045 (2.032)	51.3 to 51.9 (51.6)	6.0	152
2 1/2	63	70	LTFUS08L-A	25	8	-	-	-	-	-	-	-	2.480 to 2.505 (2.492)	63.0 to 63.6 (63.3)	8.0	203
3	78	80	LTFUS09L-A	25	8	-	-	-	-	-	-	-	3.070 to 3.100 (3.085)	78.0 to 78.7 (78.3)	10.0	254
4	103	100	LTFUS11L-A	25	8	-	-	-	-	-	-	-	4.000 to 4.040 (4.020)	101.6 to 105.6 (103.6)	12.0	305

System ingress ratings

UL 50E "Listed"	
Indoor	Type 4, 4X, 6, 12, 13
Outdoor	Type 3, 3R, 4, 4X, 6
NEMA 250	Type 3, 3R, 4, 4X, 6, 12, 13
IEC 60529	IP66, IP67, IP68, IP69

System temperature ratings


UL	Dry: -30 to +105 °C (-22 to +221 °F)
	Oil: -30 to +70 °C (-22 to +158 °F)
	Wet: -30 to +60 °C (-22 to +140 °F)
IEC/CE	Gen: -25 to +90 °C (-13 to +194 °F)

For more information, see technical data sheet TDS000569 by scanning the QR code below.



Food and beverage — Liquid-tight flexible metal conduits

Type LTFE — CE certified




Product details:

Food and beverage, CE and NSF certified, T&B Liquidtight Systems® flexible metallic conduits provide excellent strength and liquid-tight performance for food industry equipment

Materials: Galvanized steel core, smooth PVC jacket, FDA approved compound

Color: White (standard)

Approvals

 IEC EN 61386-1, -23
DoC: EC-012-16-171



Trade size			Coil length										Specifications			
UL	CSA	ISO/ BS EN	Standard carton			Small reel			Bulk reel			UL bond wire	ID range (nominal)		Min. inside bend radius	
Inch	mm	mm	Part no.	Ft	m	Part no.	Ft	m	Part no.	Ft	m		Inch	mm	Inch	mm
¾	12	16	LTFES01W-C	100	30	LTFES01W-K	500	150	LTFES01W-L	1,000	300	No	0.484 to 0.505 (0.493)	12.3 to 12.8 (12.5)	2.0	51
½	16	20	LTFES02W-C	100	30	LTFES02W-K	500	150	LTFES02W-L	1,000	300	No	0.622 to 0.642 (0.632)	15.8 to 16.3 (16.0)	3.0	76
¾	21	25	LTFES03W-C	100	30	LTFES03W-K	500	150	LTFES03W-L	1,000	300	No	0.820 to 0.840 (0.830)	20.8 to 21.3 (21.1)	4.2	107
1	27	32	LTFES04W-C	100	30	LTFES04W-J	400	120	-	-	-	No	1.041 to 1.066 (1.053)	25.4 to 27.1 (26.8)	5.5	140
1¼	35	40	LTFES05W-B	50	15	LTFES05W-E	200	60	-	-	-	No	1.380 to 1.410 (1.395)	35.1 to 35.8 (35.5)	7.0	178
1½	41	50	LTFES06W-B	50	15	LTFES06W-D	150	45	-	-	-	No	1.575 to 1.600 (1.587)	40.0 to 40.6 (40.3)	4.5	114
2	53	63	LTFES07W-B	50	15	LTFES07W-C	100	30	-	-	-	No	No 2.020 to 2.045 (2.032)	51.3 to 51.9 (51.6)	6.0	152
2½	63	70	LTFES08W-A	25	8	LTFES08W-G	275	80	-	-	-	No	2.480 to 2.505 (2.492)	63.0 to 63.6 (63.3)	8.0	203
3	78	80	LTFES09W-A	25	8	LTFES09W-P	175	50	-	-	-	No	3.070 to 3.100 (3.085)	78.0 to 78.7 (78.4)	10.0	254
4	103	100	LTFES11W-A	25	8	LTFES11W-C	100	30	-	-	-	No	4.000 to 4.040 (4.020)	101.6 to 102.6 (102.1)	12.0	305

System ingress ratings

UL 50E "tested"

Indoor	Type 4, 12, 13
Outdoor	Type 3, 3R, 4
CSA C22.2, No. 94	Type 3, 3R, 4, 12, 13
NEMA 250	Type 3, 3R, 4, 12, 13
IEC 60529	IP66, IP67

System temperature ratings

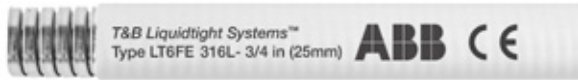
General	Dry: -20 to +60 °C (-4 to +140 °F)
IEC/CE	Gen: -25 to +90 °C (+13 to +194 °F)

For more information, see technical data sheet TDS000022 by scanning the QR code below.



Food and beverage — Liquid-tight flexible metal conduits

Type LT6FE — CE certified



Product details:

Stainless steel 316L food and beverage, CE and NSF certified T&B Liquidtight Systems® flexible metallic conduits provide superior strength, corrosion protection and liquid-tight performance

Materials: Stainless steel 316L core, smooth PVC jacket, FDA approved compound

Color: White (standard)

Approvals



Trade size			Coil length									Specifications				
UL	CSA	ISO/ BS EN	Standard carton			Small reel			Bulk reel			UL bond wire	ID range (nominal)		Min. inside bend radius	
Inch	mm	mm	Part no.	Ft	m	Part no.	Ft	m	Part no.	Ft	m		Inch	mm	Inch	mm
¾	12	16	LT6FES01W-C	100	30	LT6FES01W-K	500	150	LT6FES01W-L	1,000	300	No	0.484 to 0.505 (0.493)	12.3 to 12.8 (12.5)	1.5	38
½	16	20	LT6FES02W-C	100	30	LT6FES02W-K	500	150	LT6FES02W-L	1,000	300	No	0.622 to 0.642 (0.632)	15.8 to 16.3 (16.0)	2.0	51
¾	21	25	LT6FES03W-C	100	30	LT6FES03W-K	500	150	LT6FES03W-L	1,000	300	No	0.820 to 0.840 (0.830)	20.8 to 21.3 (21.1)	2.5	64
1	27	32	LT6FES04W-C	100	30	LT6FES04W-J	400	120	-	-	-	No	1.041 to 1.066 (1.053)	25.4 to 27.1 (26.8)	3.0	76
1-¼	35	40	LT6FES05W-B	50	15	LT6FES05W-E	200	60	-	-	-	No	1.380 to 1.410 (1.395)	35.1 to 35.8 (35.5)	3.5	89
1-½	41	50	LT6FES06W-B	50	15	LT6FES06W-D	150	45	-	-	-	No	1.575 to 1.600 (1.587)	40.0 to 40.6 (40.3)	4.5	114
2	53	63	LT6FES07W-B	50	15	LT6FES07W-C	100	30	-	-	-	No	2.020 to 2.045 (2.032)	51.3 to 51.9 (51.6)	5.5	140
2-½	63	70	LT6FES08W-A	25	8	-	-	-	-	-	-	No	2.480 to 2.505 (2.492)	63.0 to 63.6 (63.3)	8.0	203
3	78	80	LT6FES09W-A	25	8	-	-	-	-	-	-	No	3.070 to 3.100 (3.085)	78.0 to 78.7 (78.4)	10.0	254
4	103	100	LT6FES11W-A	25	8	-	-	-	-	-	-	No	4.000 to 4.040 (4.020)	101.6 to 102.6 (102.1)	12.0	305

System ingress ratings

UL 50E "tested"	
Indoor	Type 4, 12, 13
Outdoor	Type 3, 3R, 4
CSA C22.2, No. 94	Type 3, 3R, 4, 12, 13
NEMA 250	Type 3, 3R, 4, 12, 13
IEC 60529	IP66, IP67

System temperature ratings

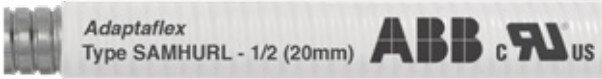
General	Dry: -55 to +105 °C (-67 to +221 °F)
	Oil: -30 to +70 °C (-22 to +158 °F)
	Wet: -30 to +60 °C (-22 to +140 °F)
IEC/CE	Gen: -45 to +105 °C (+49 to +221 °F)

For more information, see technical data sheet TDS000086 by scanning the QR code below.



Food and beverage — Liquid-tight flexible metal conduits

Type SAMHURL — CE certified



Product details:

Food and beverage, CE and NSF certified, Adaptaflex® flexible metallic conduits provide excellent strength and liquid-tight performance for food industry equipment

Materials: Galvanized steel core with copper packing, smooth antimicrobial thermoplastic jacket, FDA compliant

Color: White

Approvals



Trade size			Coil length									Specifications				
UL	CSA	ISO/ BS EN	Standard carton			Small reel			Bulk reel			UL bond wire	ID range (nominal)		Min. inside bend radius	
Inch	mm	mm	Part no.	Ft	m	Part no.	Ft	m	Part no.	Ft	m		Inch	mm	Inch	mm
3/8	12	16	SAMHURL16/100FT	100	30	–	500	150	–	1,000	300	No	0.484 to 0.505 (0.493)	12.3 to 12.8 (12.5)	2.0	51
1/2	16	20	SAMHURL20/100FT	100	30	–	500	150	–	1,000	300	No	0.622 to 0.642 (0.632)	15.8 to 16.3 (16.0)	3.0	76
3/4	21	25	SAMHURL25/100FT	100	30	–	500	150	–	1,000	300	No	0.820 to 0.840 (0.830)	20.8 to 21.3 (20.0)	4.2	107
1	27	32	SAMHURL32/100FT	100	30	–	400	120	–	–	–	No	1.041 to 1.066 (1.053)	25.4 to 27.1 ()	5.5	140
1 1/4	35	40	SAMHURL40/50FT	50	15	–	200	60	–	–	–	No	1.380 to 1.410 (1.395)	35.1 to 35.8 (35.5)	7.0	178
1 1/2	41	50	SAMHURL50/50FT	50	15	–	150	45	–	–	–	No	1.575 to 1.600 (1.587)	40.0 to 40.6 (40.3)	4.5	114
2	53	63	SAMHURL63/50FT	50	15	–	100	30	–	–	–	No	2.020 to 2.045 (2.032)	51.3 to 51.9 (51.6)	6.0	152

System ingress ratings

UL 50E “tested”	
Indoor	–
Outdoor	–
NEMA 250	–
IEC 60529	IP66, IP67, IP68, IP69

System temperature ratings

General	-50 to +130 °C (-58 to +266 °F)
---------	---------------------------------

For more information, see technical data sheet SAMHURL by scanning the QR code below.



Food and beverage — Fittings and accessories

Series 5300SST6/series 5300SST6HT high temperature




Series 5300SST6



Series 5300SST6HT high temperature

Approvals

 **UL 514 B**
File No. E23018

 **CSA C22.2, No.16.3**
File No. LR-2884
LR-4484





 **IEC EN 61386-1,-23**



Product details:

Stainless steel — corrosion-resistant, UL listed and CSA certified

Materials: Stainless steel 316

Fittings											Accessories			
Series 5300SST6 SST 316											Series 5300SST6HT SST 316 high temperature			
														
Trade size		Type		*Insulated			Insulated			*Sealing gasket	Wire mesh grips	Conduit support (1-hole)	Conduit support (2-hole)	
UL Inch	CSA mm	ISO/BS EN mm	Std.	Thread	Straight part no.	45° part no.	90° part no.	Straight part no.	45° part no.	90° part no.	Part no.	Part no.	Part no.	Part no.
¾	12	16	NPT	½	5331SST6	5341SST6	5351SST6	5331SST6HT	5341SST6HT	5351SST6HT	5261	WMG-LT1	HS 100 SC	-
			ISO	M16	9330SST6	9340SST6	9350SST6	9330SST6HT	9340SST6HT	9350SST6HT				
½	16	20	NPT	½	5332SST6	5342SST6	5352SST6	5332SST6HT	5342SST6HT	5352SST6HT	5262	WMG-LT2	HS 101	HS 901
			ISO	M20	9332SST6	9342SST6	9352SST6	9332SST6HT	9342SST6HT	9352SST6HT				
¾	21	25	NPT	¾	5333SST6	5343SST6	5353SST6	5333SST6HT	5343SST6HT	5353SST6HT	5263	WMG-LT3	HS 102	HS 902
			ISO	M25	9333SST6	9343SST6	9353SST6	9333SST6HT	9343SST6HT	9353SST6HT				
1	27	32	NPT	1	5334SST6	5344SST6	5354SST6	5334SST6HT	5344SST6HT	5354SST6HT	5264	WMG-LT4	HS 103	HS 903
			ISO	M32	9334SST6	9344SST6	9354SST6	9334SST6HT	9344SST6HT	9354SST6HT				
1¼	35	40	NPT	1¼	5335SST6	5345SST6	5355SST6	5335SST6HT	5345SST6HT	5355SST6HT	5265	WMG-LT5	HS 104	HS 904
			ISO	M40	9335SST6	9345SST6	9355SST6	9335SST6HT	9345SST6HT	9355SST6HT				
1½	41	50	NPT	1½	5336SST6	5346SST6	5356SST6	5336SST6HT	5346SST6HT	5356SST6HT	5266	WMG-LT6	HS 105	HS 905
			ISO	M50	9336SST6	9346SST6	9356SST6	9336SST6HT	9346SST6HT	9356SST6HT				
2	53	63	NPT	2	5337SST6	5347SST6	5357SST6	5337SST6HT	5347SST6HT	5357SST6HT	5267	WMG-LT7	HS 106	HS 906
			ISO	M63	9337SST6	9347SST6	9357SST6	9337SST6HT	9347SST6HT	9357SST6HT				
2½	63	70	NPT	2½	5338-HT	5348-HT	5358-HT	5338-HT	5348-HT	5358-HT	5268	WMG-LT8	HS 107	HS 907
			ISO	-	-	-	-	-	-	-				
3	78	80	NPT	3	5339-HT	5349-HT	5359-HT	5339-HT	5349-HT	5359-HT	5269	WMG-LT9	HS 108	HS 908
			ISO	-	-	-	-	-	-	-				
4	103	100	NPT	4	5340-HT	5350-HT	5360-HT	5340-HT	5350-HT	5360-HT	5270	WMG-LT10	HS 110	HS 910
			ISO	-	-	-	-	-	-	-				

*Seal gaskets required for liquid- and dust-tight installations
**Locknuts must be ordered separately for 5300SST6 fittings

For more information, see technical data sheets TDS000126 and TDS000124 by scanning the QR codes below.




Food and beverage — Fittings and accessories

Series 5300SST6-FB — Stainless steel fittings with food and beverage seal kits

Looking for solutions that provide superior ingress protection, reliability and long-lasting performance? Series 5300SST6-FB stainless steel liquid-tight fittings with food and beverage seal kits provide that and more with an innovative, practical design. Food and beverage seal kits work by effectively sealing exposed threads and crevices that could foster harmful bacteria. Series 5300SST6-FB fittings are compatible with T&B Liquidtight Systems® food and beverage liquid-tight flexible metallic conduit types SAMHURL, LTFU and LT6FE.

Key features and benefits

- NSF “splash zone” rated
- UL Type 4/4X/12 and IP69 ingress protection
- Thread seals provide protection against accumulation of harmful bacteria and microbes
- Constructed of UL listed and FDA-compliant materials
- Available in straight, 45° and 90° elbows from ½ to 2 inches



Food and beverage — Fittings and accessories




Series 5300SST6-FB — Stainless steel fittings with food and beverage seal kits



Product details:

Stainless steel — corrosion-resistant, UL listed and CSA certified

Materials: Stainless steel 316

Fittings						Series 5300SST6-FB		
								
Trade size			Type		Fitting with seal kit			
UL inch	CSA metric	ISO/BSEN metric	Std.	Thread	Straight part no.	45° part no.	90° part no.	
½	16	20	NPT	½	5332SST6-FB	5342SST6-FB	5352SST6-FB	
¾	21	25	NPT	¾	5333SST6-FB	5343SST6-FB	5353SST6-FB	
1	27	32	NPT	1	5334SST6-FB	5344SST6-FB	5354SST6-FB	
1¼	35	40	NPT	1¼	5335SST6-FB	5345SST6-FB	5355SST6-FB	
1½	41	50	NPT	1½	5336SST6-FB	5346SST6-FB	5356SST6-FB	
2	53	63	NPT	2	5337SST6-FB	5347SST6-FB	5357SST6-FB	

For more information, see technical data sheet TDS000780 by scanning the QR code below.



Aluminum solutions

Product overview

Typical applications

For use in indoor and outdoor installations:

- Industrial OEM machinery
- Corrosive environments
- Portable equipment
- Suspended systems
- Mass transit
- Lightweight requirements
- Heavy vehicle
- Water/wastewater treatment

Products:

Liquid-tight flexible metallic conduit

- Type LTAE (CE)
- Type LTGU (UL, CSA, CE)
- Type LT6GE (CE)



Liquid-tight fittings

- Series 5200AL aluminum
- Series 5200ALGR grounding



Accessories


- Series 5260 seal gaskets
- Series HS-100 and HS100-SS conduit supports
- Series WMG-LT mesh grips



With applications involving corrosive environments, T&B Liquidtight Systems® aluminum solutions are the ideal match for your electrical installation. Not only do these products offer excellent corrosion protection, but the aluminum conduit systems are also 35–45% lighter than steel systems. End users will be satisfied with ease of installation and a reliable, superior connection.

Interested in learning more?

Scan the QR code below to check out the T&B Liquidtight Systems® application profile for aluminum solutions. See features, benefits and sample kits available to order online today.



Aluminum — Liquid-tight flexible metal conduits

Type LTAE — CE certified




Product details:

Aluminum, CE compliant T&B Liquidtight Systems® flexible metallic conduits provide excellent performance in corrosive environments and installations where lightweight wireway is required.

Materials: Aluminum, smooth PVC jacket

Color: Gray (standard)

Approvals



Trade size			Coil length									Specifications				
UL	CSA	ISO/ BS EN	Standard carton			Small reel			Bulk reel			UL bond wire	ID range (nominal)		Min. inside bend radius	
Inch	mm	mm	Part no.	Ft	m	Part no.	Ft	m	Part no.	Ft	m		Inch	mm	Inch	mm
¾	12	16	LTAES01G-C	100	30	LTAES01G-K	500	150	LTAES01G-L	1,000	300	No	0.484 to 0.505 (0.493)	12.3 to 12.8 (12.5)	2.0	51
½	16	20	LTAES02G-C	100	30	LTAES02G-K	500	150	LTAES02G-L	1,000	300	No	0.622 to 0.642 (0.632)	15.8 to 16.3 (16.0)	2.5	64
¾	21	25	LTAES03G-C	100	30	LTAES03G-K	500	150	LTAES03G-L	1,000	300	No	0.820 to 0.840 (0.830)	20.8 to 21.3 (21.1)	3.0	76
1	27	32	LTAES04G-C	100	30	LTAES04G-J	400	120	-	-	-	No	1.041 to 1.066 (1.053)	25.4 to 27.1 (26.8)	4.0	102
1¼	35	40	LTAES05G-B	50	15	LTAES05G-E	200	60	-	-	-	No	1.380 to 1.410 (1.395)	35.1 to 35.8 (35.5)	4.5	114
1½	41	50	LTAES06G-B	50	15	LTAES06G-D	150	45	-	-	-	No	1.575 to 1.600 (1.587)	40.0 to 40.6 (40.3)	5.5	140
2	53	63	LTAES07G-B	50	15	LTAES07G-C	100	30	-	-	-	No	No 2.020 to 2.045 (2.032)	51.3 to 51.9 (51.6)	7.0	178
2½	63	70	LTAES08G-A	25	8	-	-	-	-	-	-	No	2.480 to 2.505 (2.492)	63.0 to 63.6 (63.3)	9.5	241
3	78	80	LTAES08G-A	25	8	-	-	-	-	-	-	No	3.070 to 3.100 (3.085)	78.0 to 78.7 (78.4)	11.5	292
4	103	100	LTAES11G-A	25	8	-	-	-	-	-	-	No	4.000 to 4.040 (4.020)	101.6 to 05.6 (102.1)	14.0	356
5	129	-	LTAES12G-A	25	8	-	-	-	-	-	-	No	4.975 to 5.035 (5.005)	126.4 to 127.9 (127.1)	20.0	508
6	155	-	LTAES13G-A	25	8	-	-	-	-	-	-	No	6.015 to 6.075 (6.045)	152.8 to 154.3 (153.5)	22.5	572

System ingress ratings

UL 50E "tested"	
Indoor	Type 4, 12, 13
Outdoor	Type 3, 3R, 4
CSA C22.2, No. 94	Type 3, 3R, 4, 12, 13
NEMA 250	Type 3, 3R, 4, 12, 13
IEC 60529	IP66, IP67

System temperature ratings

General	Dry: -20 to +80 °C (-4 to +176 °F)
	Oil: -20 to +70 °C (-4 to +158 °F)
	Wet: -20 to +60 °C (-4 to +140 °F)
IEC/CE	Gen: -15 to +60 °C (+5 to +140 °F)

For more information, see technical data sheet TDS000008 by scanning the QR code below.



Aluminum — Fittings and accessories

Series 5200AL

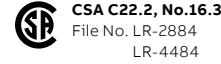


Series 5200AL liquid-tight



Series 5200ALGR liquid-tight grounding

Approvals



Fittings										Accessories			
Series 5200AL aluminum													
Trade size		Type		Ser. 5200AL			Ser. 5200ALGR grounding			Sealing gasket	Wire mesh grips	Conduit support (1-hole)	Conduit support (2-hole)
UL inch	CSA metric	ISO/BS EN metric	Std. Thread	Straight part no.	45° part no.	90° part no.	Straight part no.	45° part no.	90° part no.	Part no.	Part no.	Part no.	Part no.
¾	12	16	NPT ¾	5231AL	–	5251AL	5231ALGR	–	5251ALGR	5261	WMG-LT1	HS 100 SC	–
			ISO M16	–	–	–	–	–	–	–	–	–	–
½	16	20	NPT ½	5232AL	–	5252AL	5232ALGR	–	5252ALGR	5262	WMG-LT2	HS 101	HS 901
			ISO M20	–	–	–	–	–	–	–	–	–	–
¾	21	25	NPT ¾	5233AL	–	5253AL	5233ALGR	–	5253AGR	5263	WMG-LT3	HS 102	HS 902
			ISO M25	–	–	–	–	–	–	–	–	–	–
1	27	32	NPT 1	5234AL	–	5254AL	5234ALGR	–	5254ALGR	5264	WMG-LT4	HS 103	HS 903
			ISO M32	–	–	–	–	–	–	–	–	–	–
1¼	35	40	NPT 1¼	5235AL	–	5255AL	–	–	–	5265	WMG-LT5	HS 104	HS 904
			ISO M40	–	–	–	–	–	–	–	–	–	–
1½	41	50	NPT 1½	5236AL	–	5256AL	–	–	–	5266	WMG-LT6	HS 105	HS 905
			ISO M50	–	–	–	–	–	–	–	–	–	–
2	53	63	NPT 2	5237AL	–	5257AL	–	–	–	5267	WMG-LT7	HS 106	HS 906
			ISO M63	–	–	–	–	–	–	–	–	–	–
2½	63	70	NPT 2½	5238AL	–	–	–	–	–	5268	WMG-LT8	HS 107	HS 907
			ISO –	–	–	–	–	–	–	–	–	–	–
3	78	80	NPT 3	5239AL	–	–	–	–	–	5269	WMG-LT9	HS 108	HS 908
			ISO –	–	–	–	–	–	–	–	–	–	–
4	103	100	NPT 4	5240AL	–	–	–	–	–	5270	WMG-LT10	HS 110	HS 910
			ISO –	–	–	–	–	–	–	–	–	–	–
5	129	–	NPT 5	Coming soon	–	–	–	–	–	–	–	–	–
			ISO –	–	–	–	–	–	–	–	–	–	–
6	155	–	NPT 6	Coming soon	–	–	–	–	–	–	–	–	–
			ISO –	–	–	–	–	–	–	–	–	–	–

For more information, see technical data sheets TDS000118 and TDS000119 by scanning the QR codes below.



Data center solutions

Product overview

Typical applications

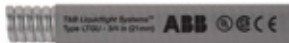
For use in indoor and outdoor installations:

- Data center infrastructure
- Power distribution
- Standby generators
- Environmental control systems
- Flexible cable protection 3/8" to 6"
- Green Building Alliance requirements
- Halogen-free requirements
- Cooling requirements
- Fire protection requirements
- Applications in which security and accessibility are important

Products:

Liquid-tight flexible metallic conduit

- Type LTBU (UL)
- Type LTGU (UL)
- Type LTZU (UL)



Liquid-tight fittings

- Series 5200/5300 steel
- Series 5300-NB nickel-plated brass



Accessories

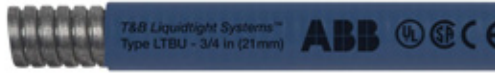
- Series 5260 seal gaskets
- Series HS-100 and HS100-SS conduit supports
- Series WMG-LT mesh grips



The data center industry is on the rise and continues to grow at accelerating speed. The demand for high quality, reliable cable protection systems mirrors this growth, because proper infrastructure must be in place for a high functioning data center to operate efficiently. The T&B Liquidtight Systems® portfolio of data center solutions offers many key features and benefits while encompassing a sustainable design.

Data center — Liquid-tight flexible metal conduits

Type LTBU computer blue — UL listed



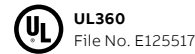
Product details

Typically used in computer rooms, data centers and infrastructure where crush- and impact-resistant performance is required to protect vital power conductors and communication lines

Materials: Galvanized steel core, smooth PVC jacket, with copper bonding wire from 3/8 to 1 1/4"

Color: Blue (standard), optional colors on request

Approvals



Trade size			Coil length										Specifications			
UL	CSA	ISO/ BS EN	Standard carton			Small reel			Bulk reel				ID range (nominal)		Min. inside bend radius	
Inch	mm	mm	Part no.	Ft	m	Part no.	Ft	m	Part no.	Ft	m	UL bond wire	Inch	mm	Inch	mm
3/8	12	16	LTBUS01L-C	100	30	LTBUS01L-K	500	150	LTBUS01L-L	1,000	300	Yes	0.484 to 0.505 (0.493)	12.3 to 12.8 (12.5)	2.0	51
1/2	16	20	LTBUS02L-C	100	30	LTBUS02L-K	500	150	LTBUS02L-L	1,000	300	Yes	0.622 to 0.642 (0.632)	15.8 to 16.3 (16.0)	3.0	76
3/4	21	25	LTBUS03L-C	100	30	LTBUS03L-K	500	150	LTBUS03L-L	1,000	300	Yes	0.820 to 0.840 (0.830)	20.8 to 21.3 (21.1)	4.2	107
1	27	32	LTBUS04L-C	100	30	LTBUS04L-J	400	120	-	-	-	Yes	1.041 to 1.066 (1.053)	25.4 to 27.1 (26.8)	5.5	140
1 1/4	35	40	LTBUS05L-B	50	15	LTBUS05L-E	200	60	-	-	-	Yes	1.380 to 1.410 (1.395)	35.1 to 35.8 (35.5)	7.0	178
1 1/2	41	50	LTBUS06L-B	50	15	LTBUS06L-D	150	45	-	-	-	No	1.575 to 1.600 (1.587)	40.0 to 40.6 (40.3)	4.5	114
2	53	63	LTBUS07L-B	50	15	LTBUS07L-C	100	30	-	-	-	No	2.020 to 2.045 (2.032)	51.3 to 51.9 (51.6)	6.0	152
2 1/2	63	70	LTBUS08L-A	25	8	-	-	-	-	-	-	No	2.480 to 2.505 (2.492)	63.0 to 63.6 (63.3)	8.0	203
3	78	80	LTBUS09L-A	25	8	-	-	-	-	-	-	No	3.070 to 3.100 (3.085)	78.0 to 78.7 (78.4)	10.0	254
4	103	100	LTBUS11L-A	25	8	-	-	-	-	-	-	No	4.000 to 4.040 (4.020)	101.6 to 102.6 (102.1)	12.0	305

System ingress ratings

UL 50E "Listed"	
Indoor	Type 4, 12, 13
Outdoor	Type 3, 3R, 4
CSA C22.2, No. 94	Type 3, 3R, 4, 12, 13
NEMA 250	Type 3, 3R, 4, 12, 13
IEC 60529	IP66, IP67

System temperature ratings

UL	Dry: -30 to +80 °C (-22 to +176 °F)
	Oil: -30 to +70 °C (-22 to +158 °F)
	Wet: -30 to +60 °C (-22 to +140 °F)
CSA	Dry: -30 to +75 °C (-22 to +167 °F)
IEC/CE	Gen: -25 to +90 °C (-13 to +194 °F)

For more information, see technical data sheet TDS000009 by scanning the QR code below.



Data center — Liquid-tight flexible metal conduits

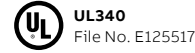
Type LTBU application-specific colors — UL listed



Product details:

Typically used in fire control, security and emergency circuits

Approvals



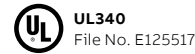
Trade size			Coil length					Specifications			
UL	CSA	ISO/ BS EN	Standard carton			UL bond wire	ID range (nominal)		Min. inside bend radius		
Inch	mm	mm	Part no.	Ft	m		Inch	mm	Inch	mm	
3/8	12	16	LTBUS01R-C	100	30	Yes	0.484 to 0.505 (0.493)	12.3 to 12.8 (12.5)	2.0	51	
1/2	16	20	LTBUS02R-C	100	30	Yes	0.622 to 0.642 (0.632)	15.8 to 16.3 (16.0)	3.0	76	
3/4	21	25	LTBUS03R-C	100	30	Yes	0.820 to 0.840 (0.830)	20.8 to 21.3 (21.1)	4.2	107	
1	27	32	LTBUS04R-C	100	30	Yes	1.041 to 1.066 (1.053)	25.4 to 27.1 (26.8)	5.5	140	
1 1/4	35	40	LTBUS05R-B	50	15	Yes	1.380 to 1.410 (1.395)	35.1 to 35.8 (35.5)	7.0	178	
1 1/2	41	50	LTBUS06R-B	50	15	No	1.575 to 1.600 (1.587)	40.0 to 40.6 (40.3)	4.5	114	
2	53	63	LTBUS07R-B	50	15	No	2.020 to 2.045 (2.032)	51.3 to 51.9 (51.6)	6.0	152	
2 1/2	63	70	LTBUS08R-A	25	8	No	2.480 to 2.505 (2.492)	63.0 to 63.6 (63.3)	8.0	203	
3	78	80	LTBUS09R-A	25	8	No	3.070 to 3.100 (3.085)	78.0 to 78.7 (78.4)	10.0	254	
4	103	100	LTBUS11R-A	25	8	No	4.000 to 4.040 (4.020)	101.6 to 102.6 (102.1)	12.0	305	



Product details:

Typically used in high voltage circuit, special equipment and caution areas

Approvals



Trade size			Coil length					Specifications			
UL	CSA	ISO/ BS EN	Standard carton			UL bond wire	ID range (nominal)		Min. inside bend radius		
Inch	mm	mm	Part no.	Ft	m		Inch	mm	Inch	mm	
3/8	12	16	LTBUS01Y-C	100	30	Yes	0.484 to 0.505 (0.493)	12.3 to 12.8 (12.5)	2.0	51	
1/2	16	20	LTBUS02Y-C	100	30	Yes	0.622 to 0.642 (0.632)	15.8 to 16.3 (16.0)	3.0	76	
3/4	21	25	LTBUS03Y-C	100	30	Yes	0.820 to 0.840 (0.830)	20.8 to 21.3 (21.1)	4.2	107	
1	27	32	LTBUS04Y-C	100	30	Yes	1.041 to 1.066 (1.053)	25.4 to 27.1 (26.8)	5.5	140	
1 1/4	35	40	LTBUS05Y-B	50	15	Yes	1.380 to 1.410 (1.395)	35.1 to 35.8 (35.5)	7.0	178	
1 1/2	41	50	LTBUS06Y-B	50	15	No	1.575 to 1.600 (1.587)	40.0 to 40.6 (40.3)	4.5	114	
2	53	63	LTBUS07Y-B	50	15	No	2.020 to 2.045 (2.032)	51.3 to 51.9 (51.6)	6.0	152	
2 1/2	63	70	LTBUS08Y-A	25	8	No	2.480 to 2.505 (2.492)	63.0 to 63.6 (63.3)	8.0	203	
3	78	80	LTBUS09Y-A	25	8	No	3.070 to 3.100 (3.085)	78.0 to 78.7 (78.4)	10.0	254	
4	103	100	LTBUS11Y-A	25	8	No	4.000 to 4.040 (4.020)	101.6 to 102.6 (102.1)	12.0	305	

System ingress ratings

UL 50E "Listed"

Indoor	Type 4, 12, 13
Outdoor	Type 3, 3R, 4
CSA C22.2, No. 94	Type 3, 3R, 4, 12, 13
NEMA 250	Type 3, 3R, 4, 12, 13
IEC 60529	IP66, IP67

System temperature ratings

UL	Dry: -30 to +80 °C (-22 to +176 °F)
	Oil: -30 to +70 °C (-22 to +158 °F)
	Wet: -30 to +60 °C (-22 to +140 °F)
CSA	Dry: -30 to +75 °C (-22 to +167 °F)
IEC/CE	Gen: -25 to +90 °C (-13 to +194 °F)

Data center — Liquid-tight flexible metal conduits


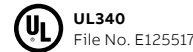
Type LTBU application specific colors — UL listed



Product details:

Typically used in critical care infrastructure in hospitals and health care facilities, critical circuits

Approvals



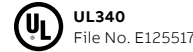
Trade size			Coil length				Specifications			
UL	CSA	ISO/ BS EN	Standard carton			UL bond wire	ID range (nominal)		Min. inside bend radius	
Inch	mm	mm	Part no.	Ft	m		Inch	mm	Inch	mm
3/8	12	16	LTBUS01N-C	100	30	Yes	0.484 to 0.505 (0.493)	12.3 to 12.8 (12.5)	2.0	51
1/2	16	20	LTBUS02N-C	100	30	Yes	0.622 to 0.642 (0.632)	15.8 to 16.3 (16.0)	3.0	76
3/4	21	25	LTBUS03N-C	100	30	Yes	0.820 to 0.840 (0.830)	20.8 to 21.3 (21.1)	4.2	107
1	27	32	LTBUS04N-C	100	30	Yes	1.041 to 1.066 (1.053)	25.4 to 27.1 (26.8)	5.5	140
1 1/4	35	40	LTBUS05N-B	50	15	Yes	1.380 to 1.410 (1.395)	35.1 to 35.8 (35.5)	7.0	178
1 1/2	41	50	LTBUS06N-B	50	15	No	1.575 to 1.600 (1.587)	40.0 to 40.6 (40.3)	4.5	114
2	53	63	LTBUS07N-B	50	15	No	2.020 to 2.045 (2.032)	51.3 to 51.9 (51.6)	6.0	152
2 1/2	63	70	LTBUS08N-A	25	8	No	2.480 to 2.505 (2.492)	63.0 to 63.6 (63.3)	8.0	203
3	78	80	LTBUS09N-A	25	8	No	3.070 to 3.100 (3.085)	78.0 to 78.7 (78.4)	10.0	254
4	103	100	LTBUS11N-A	25	8	No	4.000 to 4.040 (4.020)	101.6 to 102.6 (102.1)	12.0	305



Product details:

Typically used on construction equipment, fiber optic circuits

Approvals



Trade size			Coil length				Specifications			
UL	CSA	ISO/ BS EN	Standard carton			UL bond wire	ID range (nominal)		Min. inside bend radius	
Inch	mm	mm	Part no.	Ft	m		Inch	mm	Inch	mm
3/8	12	16	LTBUS01E-C	100	30	Yes	0.484 to 0.505 (0.493)	12.3 to 12.8 (12.5)	2.0	51
1/2	16	20	LTBUS02E-C	100	30	Yes	0.622 to 0.642 (0.632)	15.8 to 16.3 (16.0)	3.0	76
3/4	21	25	LTBUS03E-C	100	30	Yes	0.820 to 0.840 (0.830)	20.8 to 21.3 (21.1)	4.2	107
1	27	32	LTBUS04E-C	100	30	Yes	1.041 to 1.066 (1.053)	25.4 to 27.1 (26.8)	5.5	140
1 1/4	35	40	LTBUS05E-B	50	15	Yes	1.380 to 1.410 (1.395)	35.1 to 35.8 (35.5)	7.0	178
1 1/2	41	50	LTBUS06E-B	50	15	No	1.575 to 1.600 (1.587)	40.0 to 40.6 (40.3)	4.5	114
2	53	63	LTBUS07E-B	50	15	No	2.020 to 2.045 (2.032)	51.3 to 51.9 (51.6)	6.0	152
2 1/2	63	70	LTBUS08E-A	25	8	No	2.480 to 2.505 (2.492)	63.0 to 63.6 (63.3)	8.0	203
3	78	80	LTBUS09E-A	25	8	No	3.070 to 3.100 (3.085)	78.0 to 78.7 (78.4)	10.0	254
4	103	100	LTBUS11E-A	25	8	No	4.000 to 4.040 (4.020)	101.6 to 102.6 (102.1)	12.0	305

System ingress ratings

UL 50E "Listed"	
Indoor	Type 4, 12, 13
Outdoor	Type 3, 3R, 4
CSA C22.2, No. 94	Type 3, 3R, 4, 12, 13
NEMA 250	Type 3, 3R, 4, 12, 13
IEC 60529	IP66, IP67

System temperature ratings

UL	Dry: -30 to +80 °C (-22 to +176 °F)
	Oil: -30 to +70 °C (-22 to +158 °F)
	Wet: -30 to +60 °C (-22 to +140 °F)
CSA	Dry: -30 to +75 °C (-22 to +167 °F)
IEC/CE	Gen: -25 to +90 °C (-13 to +194 °F)

Data center — Liquid-tight flexible metal conduits

Type LTZU — UL listed (halogen-free)



Product details:

T&B Liquidtight Systems® halogen-free flexible metal conduits are designed for applications in which safety concerns exist regarding a material's reaction to a fire situation

Materials: Galvanized steel core, smooth TPU jacket, with copper bonding wire from 3/8 to 1 1/4"

Color: Black (standard)

Approvals



UL360
File No. E125517



IEC EN 61386-1, -23
DoC: EC-012-16-105



CSA C22.2, No. 56
File No. 72635



Trade size			Coil length										Specifications			
UL	CSA	ISO/ BS EN	Standard carton			Small reel			Bulk reel			UL bond wire	ID range (nominal)		Min. inside bend radius	
Inch	mm	mm	Part no.	Ft	m	Part no.	Ft	m	Part no.	Ft	m		Inch	mm	Inch	mm
3/8	12	16	LTZUS01B-C	100	30	LTZUS01B-K	500	150	LTZUS01B-L	1,000	300	Yes	0.484 to 0.505 (0.493)	12.3 to 12.8 (12.5)	2.0	51
1/2	16	20	LTZUS02B-C	100	30	LTZUS02B-K	500	150	LTZUS02B-L	1,000	300	Yes	0.622 to 0.642 (0.632)	15.8 to 16.3 (16.0)	3.0	76
3/4	21	25	LTZUS03B-C	100	30	LTZUS03B-K	500	150	LTZUS03B-L	1,000	300	Yes	0.820 to 0.840 (0.830)	20.8 to 21.3 (21.1)	4.2	107
1	27	32	LTZUS04B-C	100	30	LTZUS04B-J	400	120	-	-	-	Yes	1.041 to 1.066 (1.053)	25.4 to 27.1 (26.8)	5.5	140
1 1/4	35	40	LTZUS05B-B	50	15	LTZUS05B-E	200	60	-	-	-	Yes	1.380 to 1.410 (1.395)	35.1 to 35.8 (35.5)	7.0	178
1 1/2	41	50	LTZUS06B-B	50	15	LTZUS06B-D	150	45	-	-	-	No	1.575 to 1.600 (1.587)	40.0 to 40.6 (40.3)	4.5	114
2	53	63	LTZUS07B-B	50	15	LTZUS07B-C	100	30	-	-	-	No	2.020 to 2.045 (2.032)	51.3 to 51.9 (51.6)	6.0	152
2 1/2	63	70	LTZUS08B-A	25	8	LTZUS08B-G	275	80	-	-	-	No	2.480 to 2.505 (2.492)	63.0 to 63.6 (63.3)	8.0	203
3	78	80	LTZUS09B-A	25	8	LTZUS09B-P	175	50	-	-	-	No	3.070 to 3.100 (3.085)	78.0 to 78.7 (78.4)	10.0	254
4	103	100	LTZUS11B-A	25	8	LTZUS11B-C	100	30	-	-	-	No	4.000 to 4.040 (4.020)	101.6 to 102.6 (102.1)	12.0	305

System ingress ratings

UL 50E "Listed"	
Indoor	Type 4, 12, 13
Outdoor	Type 3, 3R, 4
CSA C22.2, No. 94	Type 3, 3R, 4, 12, 13
NEMA 250	Type 3, 3R, 4, 12, 13
IEC 60529	IP66, IP67

System temperature ratings

UL	Dry: -40 to +80 °C (-40 to +176 °F)
	Oil: -40 to +70 °C (-40 to +158 °F)
	Wet: -40 to +60 °C (-40 to +140 °F)
CSA	Dry: -30 to +60 °C (-40 to +140 °F)
	Oil: -40 to +60 °C (-40 to +140 °F)
	Wet: -40 to +60 °C (-40 to +140 °F)
IEC/CE	Gen: -45 to +90 °C (-49 to +194 °F)

For more information, see technical data sheet TDS000010 by scanning the QR code below.

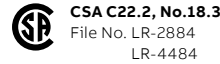
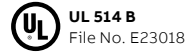


Data center — Fittings and accessories

Series 5200/5300 steel/malleable iron



Approvals



Product details:

General purpose, UL listed and CSA certified
Insulated and non-insulated versions

Materials: Steel/malleable iron

Fittings											Accessories			
Series 5200/5300 liquid-tight														
Trade size			Type		Insulated			Non-insulated			Sealing gasket	Wire mesh grips	Conduit support (1-hole)	Conduit support (2-hole)
UL	CSA	ISO/BS EN	Std.	Thread	Straight	45°	90°	Straight	45°	90°				
Inch	mm	mm			Part no.	Part no.	Part no.	Part no.	Part no.	Part no.	Part no.	Part no.	Part no.	Part no.
3/8	12	16	NPT	1/2	5331	5341	5351	5231	5241	5251	5261	WMG-LT1	HS 100 SC	-
			ISO	M16	9360	9340	9350	-	-	-				
1/2	16	20	NPT	1/2	5332	5342	5352	5232	5242	5252	5262	WMG-LT2	HS 101	HS 901
			ISO	M20	9362	9342	9352TB	-	-	-				
3/4	21	25	NPT	3/4	5333	5343	5353	5233	5243	5253	5263	WMG-LT3	HS 102	HS 902
			ISO	M25	9363	9343TB	9353TB	-	-	-				
1	27	32	NPT	1	5334	5344	5354	5234	5244	5254	5264	WMG-LT4	HS 103	HS 903
			ISO	M32	9364	9344	9354TB	-	-	-				
1 1/4	35	40	NPT	1 1/4	5335	5345	5355	5235	5245	5255	5265	WMG-LT5	HS 104	HS 904
			ISO	M40	9365	9345	9355	-	-	-				
1 1/2	41	50	NPT	1 1/2	5336	5346	5356	5236	5246	5256	5266	WMG-LT6	HS 105	HS 905
			ISO	M50	9366	9346	9356	-	-	-				
2	53	63	NPT	2	5337	5347	5357	5237	5247	5257	5267	WMG-LT7	HS 106	HS 906
			ISO	M63	9367	9347	9357	-	-	-				
2 1/2	63	70	NPT	2 1/2	5338	5348	5358	5238	5248	5258	5268	WMG-LT8	HS 107	HS 907
			ISO	-	-	-	-	-	-	-				
3	78	80	NPT	3	5339	5349	5359	5239	5249	5259	5269	WMG-LT9	HS 108	HS 908
			ISO	-	-	-	-	-	-	-				
4	103	100	NPT	4	5340	5350	5360	5240	5250	5260	5270	WMG-LT10	HS 110	HS 910
			ISO	-	-	-	-	-	-	-				
5	129	-	NPT	5	5385	-	-	5285	-	-	-	-	-	-
			ISO	-	-	-	-	-	-	-				
6	155	-	NPT	6	5386	-	-	-	-	-	-	-	-	-
			ISO	-	-	-	-	-	-	-				

System ingress ratings

UL 50E "tested"	
Indoor	Type 4, 6, 12, 13
Outdoor	Type 3, 3R, 4, 6
CSA C22.2, No. 94.2	Type 3, 3R, 4, 12, 13
NEMA 250	Type 3, 3R, 4, 6, 12, 13

System temperature ratings

UL: Gen	-20 to +105 °C (-4 to +221 ° F)
CSA: Gen	-20 to +105 °C (-4 to +221 ° F)
IEC/CE: Gen	-25 to +105 °C (-13 to +221 ° F)

For more information, see technical data sheet TDS000122 by scanning the QR code below.



Data center — Fittings and accessories

Series 5300/9300-NB nickel-plated brass



Approvals



UL 514B
File: E23018



IEC/EN 61386-1, -23
EU DoC: EC-012-7189



CSA C22.2 No. 18.3
File: LR-4484



Product details:

General purpose, UL listed and CSA certified

Ideal for corrosion protection

Materials: Nickel-plated brass

Fittings												Accessories			
Series 5300-NB liquid-tight															
Trade size			Type		Insulated			Non-insulated			Sealing gasket	Wire mesh grips	Conduit support (1-hole)	Conduit support (2-hole)	
UL	CSA	ISO/BS EN	Std.	Thread	Straight	45°	90°	Straight	45°	90°					
Inch	mm	mm			Part no.	Part no.	Part no.	Part no.	Part no.	Part no.	Part no.	Part no.	Part no.	Part no.	
¾	12	16	NPT	½	5331-NB	5341-NB	5351-NB	–	–	–	5261	WMG-LT1	HS 100 SC	–	
			ISO	M16	9330-NB	9340-NB	9350-NB	–	–	–	–	–	–	–	
			ISO	M20	9331-NB	9341-NB	9351-NB	–	–	–	–	–	–	–	
½	16	20	NPT	½	5332-NB	5342-NB	5352-NB	–	–	–	5262	WMG-LT2	HS 101	HS 901	
			ISO	M20	9332-NB	9342-NB	9352-NB	–	–	–	–	–	–	–	
¾	21	25	NPT	¾	5333-NB	5343-NB	5353-NB	–	–	–	5263	WMG-LT3	HS 102	HS 902	
			ISO	M25	9333-NB	9343-NB	9353-NB	–	–	–	–	–	–	–	
1	27	32	NPT	1	5334-NB	5344-NB	5354-NB	–	–	–	5264	WMG-LT4	HS 103	HS 903	
			ISO	M32	9334-NB	9344-NB	9354-NB	–	–	–	–	–	–	–	
1¼	35	40	NPT	1¼	5335-NB	5345-NB	5355-NB	–	–	–	5265	WMG-LT5	HS 104	HS 904	
			ISO	M40	9335-NB	9345-NB	9355-NB	–	–	–	–	–	–	–	
1½	41	50	NPT	1½	5336-NB	5346-NB	5356-NB	–	–	–	5266	WMG-LT6	HS 105	HS 905	
			ISO	M50	9336-NB	9346-NB	9356-NB	–	–	–	–	–	–	–	
2	53	63	NPT	2	5337-NB	5347-NB	5357-NB	–	–	–	5267	WMG-LT7	HS 106	HS 906	
			ISO	M63	9337-NB	9347-NB	9357-NB	–	–	–	–	–	–	–	
2½	63	70	NPT	2½	5338-NB	–	–	–	–	–	5268	WMG-LT8	HS 107	HS 907	
			ISO	–	–	–	–	–	–	–	–	–	–	–	
3	78	80	NPT	3	5339-NB	–	–	–	–	–	5269	WMG-LT9	HS 108	HS 908	
			ISO	–	–	–	–	–	–	–	–	–	–	–	
4	103	100	NPT	4	5340-NB	–	–	–	–	–	5270	WMG-LT10	HS 110	HS 910	
			ISO	–	–	–	–	–	–	–	–	–	–	–	

System ingress ratings

UL 50E "tested"	
Indoor	Type 4, 6, 12, 13
Outdoor	Type 3, 3R, 4, 4X, 6
CSA C22.2, No. 94.2	Type 3, 3R, 4, 4X, 12, 13
NEMA 250	Type 3, 3R, 4, 4X, 6, 12, 13

System temperature ratings

UL: Gen	-20 to +105 °C (-4 to +221 ° F)
CSA: Gen	-20 to +105 °C (-4 to +221 ° F)
IEC/CE: Gen	-25 to +105 °C (-13 to +221 ° F)

For more information, see technical data sheet TDS000127 by scanning the QR code below.



Halogen-free solutions

Product overview

Typical applications

For use in indoor and outdoor installations:

- Public transit stations
- Trains and rolling stock
- Tunnels and subways
- Underground facilities
- Heating and cooling equipment
- Hospitals
- Ship building
- Data centers
- Enclosed public facilities

Products:

Liquid-tight flexible metallic conduit

- Type LTZU (UL)
- Type LTZE (CE)



Liquid-tight fittings

- Series 5200AL aluminum
- Series 5200ALGR grounding



Accessories

- Series 5260 seal gaskets
- Series HS-100 and HS100-SS conduit supports
- Series WMG-LT mesh grips



In efforts to provide solutions with a focus on safety for citizens and the environment alike, the T&B Liquidtight Systems® portfolio includes products required for an eco-friendly, halogen-free electrical system. For applications that require limiting toxic materials of combustion, choosing the right products is a must to ensure safety and sustainability and reduce maintenance and downtime. With a zero-halogen TPU jacket that provides a low smoke and low flame spread rate, T&B Liquidtight Systems type LTZU and LTZE conduits are designed to withstand and combat potential environmental threats.

Halogen-free — Liquid-tight flexible metal conduits

Type LTZU — UL listed



Product details:

T&B Liquidtight Systems® halogen-free flexible metal conduits are designed for application in which safety concerns exist regarding a material's reaction to a fire situation

Materials: Galvanized steel core, smooth TPU jacket, with copper bonding wire from 3/8 to 1 1/4"

Color: Black (standard)

Approvals



UL360
File No. E125517



IEC EN 61386-1, -23
DoC: EC-012-16-105



CSA C22.2, No. 56
File No. 72635



Trade size			Coil length										Specifications			
UL	CSA	ISO/ BS EN	Standard carton			Small reel			Bulk reel			UL bond wire	ID range (nominal)		Min. inside bend radius	
Inch	mm	mm	Part no.	Ft	m	Part no.	Ft	m	Part no.	Ft	m		Inch	mm	Inch	mm
3/8	12	16	LTZUS01B-C	100	30	LTZUS01B-K	500	150	LTZUS01B-L	1,000	300	Yes	0.484 to 0.505 (0.493)	12.3 to 12.8 (12.5)	2.0	51
1/2	16	20	LTZUS02B-C	100	30	LTZUS02B-K	500	150	LTZUS02B-L	1,000	300	Yes	0.622 to 0.642 (0.632)	15.8 to 16.3 (16.0)	3.0	76
3/4	21	25	LTZUS03B-C	100	30	LTZUS03B-K	500	150	LTZUS03B-L	1,000	300	Yes	0.820 to 0.840 (0.830)	20.8 to 21.3 (21.1)	4.2	107
1	27	32	LTZUS04B-C	100	30	LTZUS04B-J	400	120	-	-	-	Yes	1.041 to 1.066 (1.053)	25.4 to 27.1 (26.8)	5.5	140
1 1/4	35	40	LTZUS05B-B	50	15	LTZUS05B-E	200	60	-	-	-	Yes	1.380 to 1.410 (1.395)	35.1 to 35.8 (35.5)	7.0	178
1 1/2	41	50	LTZUS06B-B	50	15	LTZUS06B-D	150	45	-	-	-	No	1.575 to 1.600 (1.587)	40.0 to 40.6 (40.3)	4.5	114
2	53	63	LTZUS07B-B	50	15	LTZUS07B-C	100	30	-	-	-	No	2.020 to 2.045 (2.032)	51.3 to 51.9 (51.6)	6.0	152
2 1/2	63	70	LTZUS08B-A	25	8	LTZUS08B-G	275	80	-	-	-	No	2.480 to 2.505 (2.492)	63.0 to 63.6 (63.3)	8.0	203
3	78	80	LTZUS09B-A	25	8	LTZUS09B-P	175	50	-	-	-	No	3.070 to 3.100 (3.085)	78.0 to 78.7 (78.4)	10.0	254
4	103	100	LTZUS11B-A	25	8	LTZUS11B-C	100	30	-	-	-	No	4.000 to 4.040 (4.020)	101.6 to 102.6 (102.1)	12.0	305

System ingress ratings

UL 50E "Listed"	
Indoor	Type 4, 12, 13
Outdoor	Type 3, 3R, 4
CSA C22.2, No. 94	Type 3, 3R, 4, 12, 13
NEMA 250	Type 3, 3R, 4, 12, 13
IEC 60529	IP66, IP67

System temperature ratings

UL	Dry: -40 to +80 °C (-40 to +176 °F)
	Oil: -40 to +70 °C (-40 to +158 °F)
	Wet: -40 to +60 °C (-40 to +140 °F)
CSA	Dry: -30 to +60 °C (-40 to +140 °F)
	Oil: -40 to +60 °C (-40 to +140 °F)
	Wet: -40 to +60 °C (-40 to +140 °F)
IEC/CE	Gen: -45 to +90 °C (-49 to +194 °F)

For more information, see
technical data sheet
by scanning the QR code below.



Halogen-free — Liquid-tight flexible metal conduits

Type LTZE — CE certified




Product details:

T&B Liquidtight Systems® halogen-free flexible metal conduits are designed for application in which safety concerns exist regarding a material's reaction to a fire situation

Materials: Galvanized steel core, smooth TPU jacket

Color: Black (standard)

Approvals



Trade size			Coil length									Specifications				
UL	CSA	ISO/ BS EN	Standard carton			Small reel			Bulk reel			UL bond wire	ID range (nominal)		Min. inside bend radius	
Inch	mm	mm	Part no.	Ft	m	Part no.	Ft	m	Part no.	Ft	m		Inch	mm	Inch	mm
3/8	12	16	LTZES01B-C	100	30	LTZES01B-K	500	150	LTZES01B-L	1,000	300	No	0.484 to 0.505 (0.493)	12.3 to 12.8 (12.5)	1.5	38
1/2	16	20	LTZES02B-C	100	30	LTZES02B-K	500	150	LTZES02B-L	1,000	300	No	0.622 to 0.642 (0.632)	15.8 to 16.3 (16.0)	2.0	51
3/4	21	25	LTZES03B-C	100	30	LTZES03B-K	500	150	LTZES03B-L	1,000	300	No	0.820 to 0.840 (0.830)	20.8 to 21.3 (21.1)	2.5	64
1	27	32	LTZES04B-C	100	30	LTZES04B-J	400	120	-	-	-	No	1.041 to 1.066 (1.053)	25.4 to 27.1 (26.8)	3.0	76
1 1/4	35	40	LTZES05B-B	50	15	LTZES05B-E	200	60	-	-	-	No	1.380 to 1.410 (1.395)	35.1 to 35.8 (35.5)	3.5	89
1 1/2	41	50	LTZES06B-B	50	15	LTZES06B-D	150	45	-	-	-	No	1.575 to 1.600 (1.587)	40.0 to 40.6 (40.3)	4.5	114
2	53	63	LTZES07B-B	50	15	LTZES07B-C	100	30	-	-	-	No	2.020 to 2.045 (2.032)	51.3 to 51.9 (51.6)	5.5	140
2 1/2	63	70	LTZES08B-A	25	8	LTZES08B-G	275	80	-	-	-	No	2.480 to 2.505 (2.492)	63.0 to 63.6 (63.3)	8.0	203
3	78	80	LTZES09B-A	25	8	LTZES09B-P	175	50	-	-	-	No	3.070 to 3.100 (3.085)	78.0 to 78.7 (78.4)	10.0	254
4	103	100	LTZES11B-A	25	8	LTZES11B-C	100	30	-	-	-	No	4.000 to 4.040 (4.020)	101.6 to 102.6 102.1	12.0	305
5	129	-	LTZES12B-A	25	8	-	-	-	-	-	-	No	3.070 to 3.100 (3.085)	78.0 to 78.7 (78.4)	17.5	445
6	155	-	LTZES13B-A	25	8	-	-	-	-	-	-	No	4.000 to 4.040 (4.020)	101.6 to 102.6 (102.1)	22.5	572

System ingress ratings

UL 50E "tested"	
Indoor	Type 4, 12, 13
Outdoor	Type 3, 3R, 4
CSA C22.2, No. 94	Type 3, 3R, 4, 12, 13
NEMA 250	Type 3, 3R, 4, 12, 14
IEC 60529	IP66, IP67

System temperature ratings

General	Dry: -40 to +80 °C (-40 to +176 °F)
	Oil: -40 to +70 °C (-40 to +158 °F)
	Wet: -40 to +60 °C (-40 to +140 °F)
IEC/CE	Gen: -45 to +90 °C (+49 to +194 °F)

For more information, see technical data sheet TDS000011 by scanning the QR code below.



Halogen-free — Fittings and accessories

Series 5200/5300 steel/malleable iron



Approvals



UL 514 B
File No. E23018



IEC EN 61386-1,-23
DoC: EC-12-7185



CSA C22.2, No.18.3
File No. LR-2884
LR-4484



Product details:

General purpose, UL listed and CSA certified

Insulated and non-insulated versions

Materials: Steel/malleable iron

Fittings											Accessories			
Series 5200/5300 liquid-tight														
Trade size			Type		Insulated			Non-insulated			Sealing gasket	Wire mesh grips	Conduit support (1-hole)	Conduit support (2-hole)
UL	CSA	ISO/BS EN	Std.	Thread	Straight	45°	90°	Straight	45°	90°				
Inch	mm	mm			Part no.	Part no.	Part no.	Part no.	Part no.	Part no.	Part no.	Part no.	Part no.	Part no.
¾	12	16	NPT	½	5331	5341	5351	5231	5241	5251	5261	WMG-LT1	HS 100 SC	-
			ISO	M16	9360	9340	9350	-	-	-				
½	16	20	NPT	½	5332	5342	5352	5232	5242	5252	5262	WMG-LT2	HS 101	HS 901
			ISO	M20	9362	9342	9352TB	-	-	-				
¾	21	25	NPT	¾	5333	5343	5353	5233	5243	5253	5263	WMG-LT3	HS 102	HS 902
			ISO	M25	9363	9343TB	9353TB	-	-	-				
1	27	32	NPT	1	5334	5344	5354	5234	5244	5254	5264	WMG-LT4	HS 103	HS 903
			ISO	M32	9364	9344	9354TB	-	-	-				
1¼	35	40	NPT	1¼	5335	5345	5355	5235	5245	5255	5265	WMG-LT5	HS 104	HS 904
			ISO	M40	9365	9345	9355	-	-	-				
1½	41	50	NPT	1½	5336	5346	5356	5236	5246	5256	5266	WMG-LT6	HS 105	HS 905
			ISO	M50	9366	9346	9356	-	-	-				
2	53	63	NPT	2	5337	5347	5357	5237	5247	5257	5267	WMG-LT7	HS 106	HS 906
			ISO	M63	9367	9347	9357	-	-	-				
2½	63	70	NPT	2½	5338	5348	5358	5238	5248	5258	5268	WMG-LT8	HS 107	HS 907
			ISO	-	-	-	-	-	-	-				
3	78	80	NPT	3	5339	5349	5359	5239	5249	5259	5269	WMG-LT9	HS 108	HS 908
			ISO	-	-	-	-	-	-	-				
4	103	100	NPT	4	5340	5350	5360	5240	5250	5260	5270	WMG-LT10	HS 110	HS 910
			ISO	-	-	-	-	-	-	-				
5	129	-	NPT	5	5385	-	-	5285	-	-	-	-	-	-
			ISO	-	-	-	-	-	-	-				
6	155	-	NPT	6	5386	-	-	-	-	-	-	-	-	-
			ISO	-	-	-	-	-	-	-				

System ingress ratings

UL 50E "tested"	
Indoor	Type 4, 6, 12, 13
Outdoor	Type 3, 3R, 4, 6
CSA C22.2, No. 94.2	Type 3, 3R, 4, 12, 13
NEMA 250	Type 3, 3R, 4, 6, 12, 13

System temperature ratings

UL: Gen	-20 to +105 °C (-4 to +221 ° F)
CSA: Gen	-20 to +105 °C (-4 to +221 ° F)
IEC/CE: Gen	-25 to +105 °C (-13 to +221 ° F)

For more information, see technical data sheet TDS000122 by scanning the QR code below.



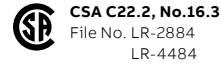
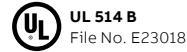
Halogen-free — Fittings and accessories

Series 5200AL aluminum



Series 5200AL

Approvals



Fittings													Accessories	
Series 5200/5300 liquid-tight														
Trade size		Type		Insulated			Non-insulated			Sealing gasket	Wire mesh grips	Conduit support (1-hole)	Conduit support (2-hole)	
UL	CSA	ISO/BS EN	Std.	Thread	Straight	45°	90°	Straight	45°	90°	Part no.	Part no.	Part no.	
Inch	mm	mm			Part no.	Part no.	Part no.	Part no.	Part no.	Part no.	Part no.	Part no.	Part no.	
3/8	12	16	NPT	3/8	5231AL	-	5251AL	5231ALGR	-	5251ALGR	5261	WMG-LTI	HS 100 SC	-
			ISO	M16	-	-	-	-	-	-	-	-	-	-
1/2	16	20	NPT	1/2	5232AL	-	5252AL	5232ALGR	-	5252ALGR	5262	WMG-LT2	HS 101	HS901
			ISO	M20	-	-	...	-	-	-	-	-	-	-
3/4	21	25	NPT	3/4	5233AL	-	5253AL	5233ALGR	-	5253AGR	5263	WMG-LT3	HS 102	HS902
			ISO	M25	-	-	-	-	-	-	-	-	-	-
1	27	32	NPT	1	5234AL	-	5254AL	5234ALGR	-	5254ALGR	5264	WMG-LT4	HS 10.3	HS903
			ISO	M32	-	-	...	-	-	-	-	-	-	-
1 1/4	35	40	NPT	1 1/4	5235AL	-	5255AL	-	-	-	5265	WMG-LTS	HS 104	HS904
			ISO	M40	-	-	-	-	-	-	-	-	-	-
1 1/2	41	50	NPT	1 1/2	5236AL	-	5256AL	-	-	-	5266	WMG-LT6	HS 105	HS905
			ISO	M50	-	-	...	-	-	-	-	-	-	-
2	53	63	NPT	2	5237AL	-	5257AL	-	-	-	5267	WMG-LT7	HS 106	HS906
			ISO	M63	-	-	-	-	-	-	-	-	-	-
2 1/2	63	70	NPT	2 1/2	5238AL	-	-	-	-	-	5268	WMG-LT8	HS 107	HS907
			ISO	-	-	-	-	-	-	-	-	-	-	-
3	78	80	NPT	3	5239AL	-	-	-	-	-	5269	WMG-LT9	HS 108	HS908
			ISO	-	-	-	-	-	-	-	-	-	-	-
4	103	100	NPT	4	5240AL	-	-	-	-	-	5270	WMG-LT10	HS 110	HS910
			ISO	-	-	-	-	-	-	-	-	-	-	-
5	129	-	NPT	5	Coming soon	-	-	-	-	-	-	-	-	-
			ISO	-	-	-	-	-	-	-	-	-	-	-
6	155	-	NPT	6	Coming soon	-	-	-	-	-	-	-	-	-
			ISO	-	-	-	-	-	-	-	-	-	-	-

For more information, see technical data sheet TDS000118 by scanning the QR code below.



EMI/RFI solutions

Product overview

Typical applications

For use in indoor and outdoor installations:

- Air-handling equipment (HVAC)
- CE European EMI requirements
- Data centers
- Health care/medical
- Ship building
- Telecommunications
- Test and measurement equipment
- Transit
- Utilities
- Solar/wind energy
- Aerospace

Products:

Liquid-tight flexible metallic conduit

- Type LTEU (UL)
- Type LTME (CE)
- Type LTCE (CE)



Liquid-tight fittings

- Series 5200/5300 steel
- Series 5300-NB nickel-plated brass



Accessories

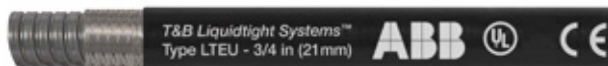
- Series 5260 seal gaskets
- Series HS-100 and HS100-SS conduit supports
- Series WMG-LT mesh grips



With applications involving communications, data transmission and radar, it's important to ensure your cable protection provides the necessary shielding from electromagnetic and radio frequency interference (EMI/RFI). T&B Liquidtight Systems solutions for EMI/RFI applications provide superior protection with its selection of conduits that have a tinned copper shielding core, along with compatible liquid-tight fittings and accessories.

EMI/RFI — Liquid-tight flexible metal conduits

Type LTEU standard performance — UL listed



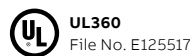
Product details:

T&B Liquidtight Systems® Type LTEU EMI/RFI protective flexible metallic conduit is UL listed and has a tinned copper braid shield

Materials: Galvanized steel core, smooth PVC jacket, with copper bonding wire from 3/8 to 1 1/4"

Color: Black (standard)

Approvals



Trade size			Coil length										Specifications			
UL	CSA	ISO/ BS EN	Standard carton			Small reel			Bulk reel			UL bond wire	ID range (nominal)		Min. inside bend radius	
Inch	mm	mm	Part no.	Ft	m	Part no.	Ft	m	Part no.	Ft	m		Inch	mm	Inch	mm
3/8	12	16	LTEUS01B-C	100	30	LTEUS01B-K	500	150	LTEUS01B-L	1,000	300	Yes	0.484 to 0.505 (0.493)	12.3 to 12.8 (12.5)	2.0	51
1/2	16	20	LTEUS02B-C	100	30	LTEUS02B-K	500	150	LTEUS02B-L	1,000	300	Yes	0.622 to 0.642 (0.632)	15.8 to 16.3 (16.0)	3.0	76
3/4	21	25	LTEUS03B-C	100	30	LTEUS03B-K	500	150	LTEUS03B-L	1,000	300	Yes	0.820 to 0.840 (0.830)	20.8 to 21.3 (21.1)	4.2	107
1	27	32	LTEUS04B-C	100	30	LTEUS04B-J	400	120	-	-	-	Yes	1.041 to 1.066 (1.053)	25.4 to 27.1 (26.8)	5.5	140
1 1/4	35	40	LTEUS05B-B	50	15	LTEUS05B-E	200	60	-	-	-	Yes	1.380 to 1.410 (1.395)	35.1 to 35.8 (35.5)	7.0	178
1 1/2	41	50	LTEUS06B-B	50	15	LTEUS06B-D	150	45	-	-	-	No	1.575 to 1.600 (1.587)	40.0 to 40.6 (40.3)	4.5	114
2	53	63	LTEUS07B-B	50	15	LTEUS07B-C	100	30	-	-	-	No	2.020 to 2.045 (2.032)	51.3 to 51.9 (51.6)	6.0	152

System ingress ratings

UL 50E "Listed"

Indoor Type 4, 12, 13

Outdoor Type 3, 3R, 4

CSA C22.2, No. 94 Type 3, 3R, 4, 12, 13

NEMA 250 Type 3, 3R, 4, 12, 13

IEC 60529 IP66, IP67

System temperature ratings

UL Dry: -30 to +80 °C (-22 to +176 °F)

Oil: -30 to +70 °C (-22 to +158 °F)

Wet: -30 to +60 °C (-22 to +140 °F)

IEC/CE Gen: -25 to +90 °C (-13 to +194 °F)

For more information, see technical data sheet TDS000013 by scanning the QR code below.



EMI/RFI — Liquid-tight flexible metal conduits

Type LTME mid performance — CE certified



Product details:

T&B Liquidtight Systems® Type LTME EMI/RFI protective flexible metallic conduit is CE certified, supplied with bronze core

Materials: Bronze core, smooth PVC jacket

Color: Black (standard)

Approvals



Trade size			Coil length									Specifications				
UL	CSA	ISO/ BSEN	Standard carton			Small reel			Bulk reel			UL bond wire	ID range (nominal)		Min. inside bend radius	
Inch	mm	mm	Part no.	Ft	m	Part no.	Ft	m	Part no.	Ft	m		Inch	mm	Inch	mm
3/8	12	16	LTMES01B-C	100	30	LTMES01B-K	500	150	LTMES01B-L	1,000	300	No	0.484 to 0.505 (0.493)	12.3 to 12.8 (12.5)	1.5	38
1/2	16	20	LTMES02B-C	100	30	LTMES02B-K	500	150	LTMES02B-L	1,000	300	No	0.622 to 0.642 (0.632)	15.8 to 16.3 (16.0)	2.0	51
3/4	21	25	LTMES03B-C	100	30	LTMES03B-K	500	150	LTMES03B-L	1,000	300	No	0.820 to 0.840 (0.830)	20.8 to 21.3 (21.1)	2.5	64
1	27	32	LTMES04B-C	100	30	LTMES04B-J	400	120	-	-	-	No	1.041 to 1.066 (1.053)	25.4 to 27.1 (26.8)	3.0	76
1 1/4	35	40	LTMES05B-B	50	15	LTMES05B-E	200	60	-	-	-	No	1.380 to 1.410 (1.395)	35.1 to 35.8 (35.5)	3.5	89
1 1/2	41	50	LTMES06B-B	50	15	LTMES06B-D	150	45	-	-	-	No	1.575 to 1.600 (1.587)	40.0 to 40.6 (40.3)	4.5	114
2	53	63	LTMES07B-B	50	15	LTMES07B-C	100	30	-	-	-	No	2.020 to 2.045 (2.032)	51.3 to 51.9 (51.6)	5.5	140
2 1/2	63	70	LTMES08B-A	25	8	-	-	-	-	-	-	No	2.480 to 2.505 (2.492)	63.0 to 63.6 (63.3)	8.0	203
3	78	80	LTMES09B-A	25	8	-	-	-	-	-	-	No	3.070 to 3.100 (3.085)	78.0 to 78.7 (78.4)	10.0	254
4	103	100	LTMES11B-A	25	8	-	-	-	-	-	-	No	4.000 to 4.040 (4.020)	101.6 to 102.6 (102.1)	12.0	305

System ingress ratings

UL 50E "tested"	
Indoor	Type 4, 12, 13
Outdoor	Type 3, 3R, 4
CSA C22.2, No. 94	Type 3, 3R, 4, 12, 13
NEMA 250	Type 3, 3R, 4, 12, 13
IEC 60529	IP66, IP67

System temperature ratings

General	Dry: -20 to +80 °C (-4 to +176 °F)
	Oil: -20 to +70 °C (-4 to +158 °F)
	Wet: -20 to +60 °C (-4 to +140 °F)
IEC/CE	Gen: -15 to +60 °C (+5 to +140 °F)

EMI/RFI — Liquid-tight flexible metal conduits

Type LTCE high performance — CE certified



Product details:

T&B Liquidtight Systems® Type LTCE EMI/RFI protective flexible metallic conduit is CE certified and provides a tinned copper braid over a bronze core

Materials: Bronze core, smooth PVC jacket

Color: Black (standard)

Approvals



Trade size			Coil length										Specifications			
UL	CSA	ISO/ BS EN	Standard carton			Small reel			Bulk reel			UL bond wire	ID range (nominal)		Min. inside bend radius	
Inch	mm	mm	Part no.	Ft	m	Part no.	Ft	m	Part no.	Ft	m		Inch	mm	Inch	mm
3/8	12	16	LTCES01B-C	100	30	LTCES01B-K	500	150	-	-	-	No	0.484 to 0.505 (0.493)	12.3 to 12.8 (12.5)	1.5	38
1/2	16	20	LTCES02B-C	100	30	LTCES02B-K	500	150	-	-	-	No	0.622 to 0.642 (0.632)	15.8 to 16.3 (16.0)	2.0	51
3/4	21	25	LTCES03B-C	100	30	LTCES03B-K	500	150	-	-	-	No	0.820 to 0.840 (0.830)	20.8 to 21.3 (21.1)	2.5	64
1	27	32	LTCES04B-C	100	30	LTCES04B-J	400	120	-	-	-	No	1.041 to 1.066 (1.053)	25.4 to 27.1 (26.8)	3.0	76
1 1/4	35	40	LTCES05B-B	50	15	LTCES05B-E	200	60	-	-	-	No	1.380 to 1.410 (1.395)	35.1 to 35.8 (35.5)	3.5	89
1 1/2	41	50	LTCES06B-B	50	15	LTCES06B-D	150	45	-	-	-	No	1.575 to 1.600 (1.587)	40.0 to 40.6 (40.3)	4.5	114
2	53	63	LTCES07B-B	50	15	LTCES07B-C	100	30	-	-	-	No	2.020 to 2.045 (2.032)	51.3 to 51.9 (51.6)	5.5	140

System ingress ratings

UL 50E "Tested"	
Indoor	Type 4, 12, 13
Outdoor	Type 3, 3R, 4
CSA C22.2, No. 94	Type 3, 3R, 4, 12, 13
NEMA 250	Type 3, 3R, 4, 12, 13
IEC 60529	IP66, IP67

System temperature ratings

General	Dry: -20 to +80 °C (-4 to +176 °F)
	Oil: -20 to +70 °C (-4 to +158 °F)
	Wet: -20 to +60 °C (-4 to +140 °F)
IEC/CE	Gen: -15 to +60 °C (+5 to +140 °F)

EMI/RFI — Fittings and accessories


Series 5200/5300 steel/malleable iron



Approvals

 **UL 514 B**
File No. E23018

 **IEC EN 61386-1,-23**
DoC: EC-12-7185

 **CSA C22.2, No.18.3**
File No. LR-2884
LR-4484




Product details:

General purpose, UL listed and CSA certified

Insulated and non-insulated versions

Materials: Steel/malleable iron

Fittings											Accessories			
Series 5200/5300 liquid-tight														
														
Trade size			Type		Insulated			Non-insulated			Sealing gasket	Wire mesh grips	Conduit support (1-hole)	Conduit support (2-hole)
UL	CSA	ISO/BS EN	Std.	Thread	Straight	45°	90°	Straight	45°	90°				
Inch	mm	mm			Part no.	Part no.	Part no.	Part no.	Part no.	Part no.	Part no.	Part no.	Part no.	Part no.
¾	12	16	NPT	½	5331	5341	5351	5231	5241	5251	5261	WMG-LT1	HS 100 SC	-
			ISO	M16	9360	9340	9350	-	-	-				
½	16	20	NPT	½	5332	5342	5352	5232	5242	5252	5262	WMG-LT2	HS 101	HS 901
			ISO	M20	9362	9342	9352TB	-	-	-				
¾	21	25	NPT	¾	5333	5343	5353	5233	5243	5253	5263	WMG-LT3	HS 102	HS 902
			ISO	M25	9363	9343TB	9353TB	-	-	-				
1	27	32	NPT	1	5334	5344	5354	5234	5244	5254	5264	WMG-LT4	HS 103	HS 903
			ISO	M32	9364	9344	9354TB	-	-	-				
1¼	35	40	NPT	1¼	5335	5345	5355	5235	5245	5255	5265	WMG-LT5	HS 104	HS 904
			ISO	M40	9365	9345	9355	-	-	-				
1½	41	50	NPT	1½	5336	5346	5356	5236	5246	5256	5266	WMG-LT6	HS 105	HS 905
			ISO	M50	9366	9346	9356	-	-	-				
2	53	63	NPT	2	5337	5347	5357	5237	5247	5257	5267	WMG-LT7	HS 106	HS 906
			ISO	M63	9367	9347	9357	-	-	-				
2½	63	70	NPT	2½	5338	5348	5358	5238	5248	5258	5268	WMG-LT8	HS 107	HS 907
			ISO	-	-	-	-	-	-	-				
3	78	80	NPT	3	5339	5349	5359	5239	5249	5259	5269	WMG-LT9	HS 108	HS 908
			ISO	-	-	-	-	-	-	-				
4	103	100	NPT	4	5340	5350	5360	5240	5250	5260	5270	WMG-LT10	HS 110	HS 910
			ISO	-	-	-	-	-	-	-				
5	129	-	NPT	5	5385	-	-	5285	-	-	-	-	-	-
			ISO	-	-	-	-	-	-	-				
6	155	-	NPT	6	5386	-	-	-	-	-	-	-	-	-
			ISO	-	-	-	-	-	-	-				

System ingress ratings

UL 50E "tested"	
Indoor	Type 4, 6, 12, 13
Outdoor	Type 3, 3R, 4, 6
CSA C22.2, No. 94.2	Type 3, 3R, 4, 12, 13
NEMA 250	Type 3, 3R, 4, 6, 12, 13

System temperature ratings

UL: Gen	-20 to +105 °C (-4 to +221 ° F)
CSA: Gen	-20 to +105 °C (-4 to +221 ° F)
IEC/CE: Gen	-25 to +105 °C (-13 to +221 ° F)

For more information, see technical data sheet TDS000122 by scanning the QR code below.



EMI/RFI — Fittings and accessories

Series 5300/9300-NB nickel-plated brass



Approvals



UL 514B
File: E23018



IEC/EN 61386-1, -23
EU DoC: EC-012-7189



CSA C22.2 No. 18.3
File: LR-4484



Product details:

General purpose, UL listed and CSA certified

Ideal for corrosion protection

Materials: Nickel-plated brass

Fittings													Accessories			
Series 5300-NB liquid-tight																
Trade size			Type		Insulated			Non-insulated			Sealing gasket	Wire mesh grips	Conduit support (1-hole)	Conduit support (2-hole)		
UL	CSA	ISO/BS EN	Std.	Thread	Straight	45°	90°	Straight	45°	90°						
Inch	mm	mm			Part no.	Part no.	Part no.	Part no.	Part no.	Part no.	Part no.	Part no.	Part no.	Part no.		
¾	12	16	NPT	½	5331-NB	5341-NB	5351-NB	-	-	-	5261	WMG-LT1	HS 100 SC	-		
			ISO	M16	9330-NB	9340-NB	9350-NB	-	-	-	-	-	-	-		
			ISO	M20	9331-NB	9341-NB	9351-NB	-	-	-	-	-	-	-		
½	16	20	NPT	½	5332-NB	5342-NB	5352-NB	-	-	-	5262	WMG-LT2	HS 101	HS 901		
			ISO	M20	9332-NB	9342-NB	9352-NB	-	-	-	-	-	-	-		
¾	21	25	NPT	¾	5333-NB	5343-NB	5353-NB	-	-	-	5263	WMG-LT3	HS 102	HS 902		
			ISO	M25	9333-NB	9343-NB	9353-NB	-	-	-	-	-	-	-		
1	27	32	NPT	1	5334-NB	5344-NB	5354-NB	-	-	-	5264	WMG-LT4	HS 103	HS 903		
			ISO	M32	9334-NB	9344-NB	9354-NB	-	-	-	-	-	-	-		
1¼	35	40	NPT	1¼	5335-NB	5345-NB	5355-NB	-	-	-	5265	WMG-LT5	HS 104	HS 904		
			ISO	M40	9335-NB	9345-NB	9355-NB	-	-	-	-	-	-	-		
1½	41	50	NPT	1½	5336-NB	5346-NB	5356-NB	-	-	-	5266	WMG-LT6	HS 105	HS 905		
			ISO	M50	9336-NB	9346-NB	9356-NB	-	-	-	-	-	-	-		
2	53	63	NPT	2	5337-NB	5347-NB	5357-NB	-	-	-	5267	WMG-LT7	HS 106	HS 906		
			ISO	M63	9337-NB	9347-NB	9357-NB	-	-	-	-	-	-	-		
2½	63	70	NPT	2½	5338-NB	-	-	-	-	-	5268	WMG-LT8	HS 107	HS 907		
			ISO	-	-	-	-	-	-	-	-	-	-	-		
3	78	80	NPT	3	5339-NB	-	-	-	-	-	5269	WMG-LT9	HS 108	HS 908		
			ISO	-	-	-	-	-	-	-	-	-	-	-		
4	103	100	NPT	4	5340-NB	-	-	-	-	-	5270	WMG-LT10	HS 110	HS 910		
			ISO	-	-	-	-	-	-	-	-	-	-	-		
5	129	-	NPT	5	-	-	-	-	-	-	-	-	-	-		
			ISO	-	-	-	-	-	-	-	-	-	-	-		
6	155	-	NPT	6	-	-	-	-	-	-	-	-	-	-		
			ISO	-	-	-	-	-	-	-	-	-	-	-		

System ingress ratings

UL 50E "tested"

Indoor Type 4, 6, 12, 13

Outdoor Type 3, 3R, 4, 4X, 6

CSA C22.2, No. 94.2 Type 3, 3R, 4, 4X, 12, 13

NEMA 250 Type 3, 3R, 4, 4X, 6, 12, 13

System temperature ratings

UL: Gen -20 to +105 °C (-4 to +221 ° F)

CSA: Gen -20 to +105 °C (-4 to +221 ° F)

IEC/CE: Gen -25 to +105 °C (-13 to +221 ° F)

For more information, see technical data sheet TDS000127 by scanning the QR code below.




Metallic liquid-tight fittings

T&B Liquidtight Systems® fittings, engineered to perform in the toughest environments

























- 1. Gland deflects water** away from connector and prevents “pooling” of moisture. Look for the distinctive pumpkin appearance of the gland nut.
- 2. Self-cleaning threads** inside gland nut keep dirt and grime out of the threads as you tighten.
- 3. Double-beveled sealing ring** is designed with five unique sealing mechanisms and cannot be installed backwards. Manufactured of high-temperature rated thermoplastic to demanding specifications. Look for the unique T&B blue color, ensuring the highest quality fitting.
- 4. Safe Edge® ground cone** provides superior bonding, stronger pullout, easy threading and conductor protection. Look for the distinctive “ski slope” appearance within the pumpkin gland nut.
- 5. Heat-curved insulator** provides excellent wire protection and easier glide of conductors through and into the fitting. In addition, the heat-curved finish gives the insulator more strength than glued-in insulators. Look for the unique T&B blue color, ensuring the highest quality fitting.
- 6. Precision-machined rolled threads** provide smooth, easy installations.
- 7. Tempered cast locknut with teeth** provides superior strength and electrical bonding and can be installed without a wrench in the enclosure.
- 8. Revolver® grounding fitting** saves time and money using our infinitely adjustable rotating ground lug. Simply align the lug in your preferred position and tighten the gland. You’ll never need to worry about tightening it into an inconvenient position again.



Add suffix -GR to the fitting catalog number to order the Revolver® grounding version.



Metallic fittings overview

Product		Material	Key features and benefits	Certification/standards
	Series 5200, 5300	Galvanized steel	Trade sizes 3/8 to 6" Insulated and non-insulated versions Straight, 45° and 90° fitting bodies	
	Series 5200GR, 5300GR grounding	Galvanized steel	Trade sizes 3/8 to 6" Insulated and non-insulated versions Straight, 45° and 90° fitting bodies	
	Series 5300-HT high temperature	Galvanized steel	Trade sizes 3/8 to 4" Insulated throat protects conductor jacket Straight, 45° and 90° fitting bodies Temperature rating of -60 to +150 °C	
	Series 5300WMG	Galvanized steel	Trade sizes 3/8 to 4" Wire mesh grip assembled with fitting	
	Series 5300SST6	Stainless steel 316	Trade sizes 3/8 to 2" Straight, 45° and 90° fitting bodies Excellent corrosion protection	
	Series 5300SST6-FB With food and beverage seal kits	Stainless steel 316	Trade sizes 1/2 to 2" Straight, 45° and 90° fitting bodies Excellent corrosion protection Food and bev seal kits seal all exposed threads	
	Type SAM one-piece	Stainless steel 316	Trade sizes 3/8 to 2" NPT and metric threads Excellent corrosion protection Suitable for food zone non-contact areas	
	Series 5300SST6HT high temperature	Stainless steel 316	Trade sizes 3/8 to 2" Straight, 45° and 90° fitting bodies Excellent corrosion protection Temperature rating of -60 to +150 °C	
	Series 5300-NB	Nickel-plated brass	Trade sizes 3/8 to 4" Straight, 45° and 90° fitting bodies Excellent corrosion protection Protection against "tin whiskers" effect	
	Series 5200AL	Aluminum	Trade sizes 3/8 to 4" Straight and 90° fitting bodies Excellent corrosion protection Ideal for lightweight requirements	
	Series 5200ALGR grounding	Aluminum	Trade sizes 3/8 to 1" Straight and 90° fitting bodies Excellent corrosion protection Ideal for lightweight requirements	
	Series 5200/5300-PT Quick Connect™	Galvanized steel	Trade sizes 3/8 to 1" Insulated and non-insulated versions Straight, 45° and 90° fitting bodies Provides up to 3X faster installation	



The T&B Liquidtight Systems® portfolio of fittings consists of multiple materials from which to choose, as well as unique feature sets to provide the protection you need for many different applications.

Metallic liquid-tight fittings

Series 5200/5300 — Steel/malleable iron



Description

- Steel/malleable iron liquid-tight fittings used to connect liquid-tight flexible metallic conduit to boxes or enclosures

Applications

- General purpose industrial construction
- Machine OEMs and panel builders
- Indoor and outdoor installations

Features

- Meets UL 514B and CSA C22.2 No. 18.3
- Trade sizes from 3/8" to 6" (12 mm to 153 mm)
- Coordinated performance with T&B Liquidtight Systems® LFMC

Technical data sheet

- TDS000122

Approvals

- UL 514B, fittings for cable and conduit
- CSA C22.2 No. 18.3
- IEC/EN 61386-1, -23

Ingress ratings

- UL: Type 3, 3R, 4, 6, 12, 13
- CSA: Type 3, 3R, 4, 12, 13
- NEMA: Type 3, 3R, 4, 6, 12, 13

Temperature ratings

- UL: -20 to +105 °C (-4 to +221 °F)
- CSA: -20 to +105 °C (-4 to +221 °F)
- IEC/CE: -25 to +105 °C (-13 to +221 °F)

Product selection

Series 52/53 liquid-tight fittings



Trade size			Threads		Non-insulated			Insulated			Sealing gasket	Wire mesh grips
UL	CSA	ISO/ BS EN	Type	Size	Straight	45°	90°	Straight	45°	90°		
Inch	Metric	Metric			Part no.	Part no.	Part no.	Part no.	Part no.	Part no.	Part no.	Part no.
3/8	12	16	NPT	1/2	5231	5241	5251	5331	5341	5351	5261	WMG-LT1
1/2	16	20	NPT	1/2	5232	5242	5252	5332	5342	5352	5262	WMG-LT2
3/4	21	25	NPT	3/4	5233	5243	5253	5333	5343	5353	5263	WMG-LT3
1	27	32	NPT	1	5234	5244	5254	5334	5344	5354	5264	WMG-LT4
1 1/4	35	40	NPT	1 1/4	5235	5245	5255	5335	5345	5355	5265	WMG-LT5
1 1/2	41	50	NPT	1 1/2	5236	5246	5256	5336	5346	5356	5266	WMG-LT6
2	53	63	NPT	2	5237	5247	5257	5337	5347	5357	5267	WMG-LT7
2 1/2	63	70	NPT	2 1/2	5238	5248	5258	5338	5348	5358	5268	WMG-LT8
3	78	80	NPT	3	5239	5249	5259	5339	5349	5359	5269	WMG-LT9
4	103	100	NPT	4	5240	5250	5260	5340	5350	5360	5270	WMG-LT10
5	129	-	NPT	5	5285	-	-	5385	-	-	-	-
6	155	-	NPT	6	-	-	-	5386	-	-	-	-

Metallic liquid-tight fittings

Series 5200/5300 GR grounding — Steel/malleable iron



Description

- Steel/malleable iron liquid-tight fittings with external grounding lug used to connect liquid-tight flexible metallic conduit to boxes or enclosures

Applications

- General purpose industrial construction
- Machine OEMs and panel builders
- Indoor and outdoor installations

Features

- Meets UL 514B and CSA C22.2 No. 18.3
- Trade sizes from 3/8" to 6" (12 mm to 153 mm)
- Coordinated performance with T&B Liquidtight Systems® LFMC

Technical data sheet

- TDS000120

Approvals

- UL: Type 3, 3R, 4, 6, 12, 13
- CSA: Type 3, 3R, 4, 12, 13
- NEMA: Type 3, 3R, 4, 6, 12, 13

Ingress ratings

- UL: Type 3, 3R, 4, 6, 12, 13
- CSA: Type 3, 3R, 4, 12, 13
- NEMA: Type 3, 3R, 4, 6, 12, 13

Temperature ratings

- UL: -20 to +105 °C (-4 to +221 °F)
- CSA: -20 to +105 °C (-4 to +221 °F)
- IEC/CE: -25 to +105 °C (-13 to +221 °F)

Product selection					Series 52/53 GR liquid-tight fittings								
Trade size			Threads		Non-insulated			Insulated			Sealing gasket	Wire mesh grips	
UL	CSA	ISO/BS EN	Type	Size	Straight	45°	90°	Straight	45°	90°			
Inch	Metric	Metric			Part no.	Part no.	Part no.	Part no.	Part no.	Part no.	Part no.	Part no.	
3/8	12	16	NPT	1/2	5231GR	5241GR	5251GR	5331GR	5341GR	5351GR	5361	WMG-LT1	
1/2	16	20	NPT	1/2	5232GR	5242GR	5252GR	5332GR	5342GR	5352GR	5362	WMG-LT2	
3/4	21	25	NPT	3/4	5233GR	5243GR	5253GR	5333GR	5343GR	5353GR	5363	WMG-LT3	
1	27	32	NPT	1	5234GR	5244GR	5254GR	5334GR	5344GR	5354GR	5364	WMG-LT4	
1 1/4	35	40	NPT	1 1/4	5235GR	5245GR	5255GR	5335GR	5345GR	5355GR	5365	WMG-LT5	
1 1/2	41	50	NPT	1 1/2	5236GR	5246GR	5256GR	5336GR	5346GR	5356GR	5366	WMG-LT6	
2	53	63	NPT	2	5237GR	5247GR	5257GR	5337GR	5347GR	5357GR	5367	WMG-LT7	
2 1/2	63	70	NPT	2 1/2	5238GR	5248GR	5258GR	5338GR	5348GR	5358GR	5368	WMG-LT8	
3	78	80	NPT	3	5239GR	5249GR	5259GR	5339GR	5349GR	5359GR	5369	WMG-LT9	
4	103	100	NPT	4	5240GR	5250GR	5260GR	5340GR	5350GR	5360GR	5370	WMG-LT10	
5	129	-	NPT	5	5285GR	-	-	5385GR	-	-	-	-	
6	155	-	NPT	6	-	-	-	5386GR	-	-	-	-	

Metallic liquid-tight fittings

Series 5300-HT — Steel/malleable iron



Description

- Steel and malleable iron liquid-tight fittings that meet the demand for indoor and outdoor extreme temperature installations

Applications

- Industrial ovens
- Foundries and roller mills
- Indoor and outdoor, exposure to continuous or intermittent moisture

Features

- Trade sizes 3/8" to 4" (12 mm to 103 mm)
- Ingress protection ratings aligned with industrial enclosures
- UL listed and CSA certified

Technical data sheet

- TDS000123

Approvals

- UL 514B, fittings for cable and conduit
- CSA C22.2, No 18.3, outlet and conduit boxes, fittings and accessories
- IEC/EN 61386-1, -23, conduit systems for cable management

Ingress ratings

- UL: Type 3, 3R, 4, 12, 13
- CSA: Type 3, 3R, 4, 12, 13
- NEMA: Type 3, 3R, 4, 12, 13

Temperature ratings

- UL: -20 to +105 °C (-4 to +221 °F)
- CSA: -20 to +105 °C (-4 to +221 °F)
- IEC/CE: -45 to +150 °C (-49 to +302 °F)
- General: -60 to +150 °C (-76 to +302 °F)

Product selection

Series 5300-HT liquid-tight fittings



Trade size			Threads		Non-insulated			Insulated			Sealing gasket	Wire mesh grips
UL	CSA	ISO/BS EN	Type	Size	Straight	45°	90°	Straight	45°	90°		
Inch	Metric	Metric			Part no.	Part no.	Part no.	Part no.	Part no.	Part no.	Part no.	Part no.
3/8	12	16	NPT	1/2	–	–	–	5331-HT	5341-HT	5351-HT	5261-HT	WMG-LT1
1/2	16	20	NPT	1/2	–	–	–	5332-HT	5342-HT	5352-HT	5262-HT	WMG-LT2
3/4	21	25	NPT	3/4	–	–	–	5333-HT	5343-HT	5353-HT	5263-HT	WMG-LT3
1	27	32	NPT	1	–	–	–	5334-HT	5344-HT	5354-HT	5264-HT	WMG-LT4
1 1/4	35	40	NPT	1 1/4	–	–	–	5335-HT	5345-HT	5355-HT	5265-HT	WMG-LT5
1 1/2	41	50	NPT	1 1/2	–	–	–	5336-HT	5346-HT	5356-HT	5266-HT	WMG-LT6
2	53	63	NPT	2	–	–	–	5337-HT	5347-HT	5357-HT	5267-HT	WMG-LT7
2 1/2	63	70	NPT	2 1/2	–	–	–	5338-HT	–	–	5268-HT	WMG-LT8
3	78	80	NPT	3	–	–	–	5339-HT	–	–	5269-HT	WMG-LT9
4	103	100	NPT	4	–	–	–	5340-HT	–	–	5270-HT	WMG-LT10

Metallic liquid-tight fittings

Series 5300WMG with mesh grips — Steel/malleable iron



Description

- Steel and malleable iron liquid-tight fittings preassembled with wire mesh grips

Applications

- Used to connect flexible metallic conduit to boxes or enclosures
- Provides proper seal and strain relief
- Liquid-tight applications against water, oils, cutting fluids, mild acids

Features

- Available in trade sizes 3/8 to 4"
- Stainless steel wire mesh
- Prevents severe conduit bends and pullout

Approvals

- UL 514B, fittings for cable and conduit
- CSA C22.2, No 18.3, outlet and conduit boxes, fittings and accessories
- IEC/EN 61386-1, -23, conduit systems for cable management

Ingress ratings

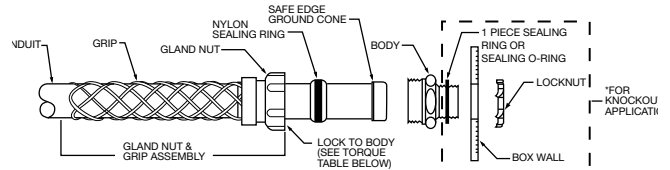
- UL: Type 3, 3R, 4, 6, 12, 13
- CSA: Type 3, 3R, 4, 12, 13
- NEMA: Type 3, 3R, 4, 6, 12, 13

Temperature ratings

- UL: -20 to +105 °C (-4 to +221 °F)
- CSA: -20 to +105 °C (-4 to +221 °F)
- IEC/CE: -25 to +105 °C (-13 to +221 °F)

Product selection

Series 5300WMG wire mesh grips assembled with liquid-tight fittings



Trade size			Threads		Insulated		Dimension "A" (in.)
UL	CSA	ISO	Type	Size	Assembly part no.		
3/8	12	16	NPT	3/8	5331WMG1	4 3/8	
1/2	16	20	NPT	1/2	5332WMG2	5 1/4	
3/4	21	25	NPT	3/4	5333WMG3	6 1/4	
1	27	32	NPT	1	5334WMG4	7 1/2	
1 1/4	35	40	NPT	1 1/4	5335WMG5	9 1/2	
1 1/2	41	50	NPT	1 1/2	5336WMG6	10	
2	53	63	NPT	2	5337WMG7	12 1/2	
2 1/2	63	70	NPT	2 1/2	5338WMG8	13	
3	78	80	NPT	3	5339WMG9	16 1/2	
4	103	100	NPT	4	5340WMG10	21 1/2	

Metallic liquid-tight fittings

Series 5300SST6 — Stainless steel 316



Description

- Stainless steel 316 liquid-tight fittings that meet the demands of corrosive environments

Applications

- Food and beverage plants
- Water/wastewater
- Chemical processing

Features

- Meets UL 514B and CSA C22.2 No. 18.3
- Trade sizes from 3/8" to 2" (12 mm to 63 mm)
- Excellent corrosion protection

Technical data sheet

- TDS000126

Approvals

- UL 514B, fittings for cable and conduit
- CSA C22.2 No. 18.3
- IEC/EN 61386-1, -23

Ingress ratings

- UL: Type 3, 3R, 4, 4X, 6, 12, 13
- CSA: Type 3, 3R, 4, 4X, 12, 13
- NEMA: Type 3, 3R, 4, 4X, 6, 12, 13

Temperature ratings

- UL: -20 to +105 °C (-4 to +221 °F)
- CSA: -20 to +105 °C (-4 to +221 °F)
- IEC/CE: -45 to +150 °C (-49 to +302 °F)

Product selection

Series 5300SST6 liquid-tight fittings



Trade size		Threads		Insulated with steel ground cone			Insulated with SST 316 ground cone			Sealing gasket	Wire mesh grips	
UL	CSA	ISO/BS EN	Type	Size	Straight	45°	90°	Straight	45°			90°
Inch	Metric	Metric			Part no.	Part no.	Part no.	Part no.	Part no.	Part no.	Part no.	Part no.
3/8	12	16	NPT	3/8	5331SST6	5341SST6	5351SST6	5331SST6-6	5341SST6-6	5351SST6-6	5261	WMG-LT1
1/2	16	20	NPT	1/2	5332SST6	5342SST6	5352SST6	5332SST6-6	5342SST6-6	5352SST6-6	5262	WMG-LT2
3/4	21	25	NPT	3/4	5333SST6	5343SST6	5353SST6	5333SST6-6	5343SST6-6	5353SST6-6	5263	WMG-LT3
1	27	32	NPT	1	5334SST6	5344SST6	5354SST6	5334SST6-6	5344SST6-6	5354SST6-6	5264	WMG-LT4
1 1/4	35	40	NPT	1 1/4	5335SST6	5345SST6	5355SST6	5335SST6-6	5345SST6-6	5355SST6-6	5265	WMG-LT5
1 1/2	41	50	NPT	1 1/2	5336SST6	5346SST6	5356SST6	5336SST6-6	5346SST6-6	5356SST6-6	5266	WMG-LT6
2	53	63	NPT	2	5337SST6	5347SST6	5357SST6	5337SST6-6	5347SST6-6	5357SST6-6	5267	WMG-LT7

Metallic liquid-tight fittings

Series 5300SST6-FB — Stainless steel 316



Description

- Liquid-tight fittings with field assembled food and bev seal kits that effectively seal exposed threads, crevices and gaps unacceptable in food and beverage applications

Applications

- NSF certified for “splash zone” applications
- Wet or damp processing areas
- Equipment surfaces that are subject to splash or spillage

Features

- Meets UL 514B and CSA C22.2 No. 18.3
- Coordinated performance with T&B Liquidtight Systems® food and beverage antimicrobial LPMC

Technical data sheet

- TDS000778

Approvals

- UL 514B, fittings for cable and conduit
- CSA C22.2 No. 18.3
- IEC/EN 61386-1, -23

Ingress ratings

- UL: Type 3, 3R, 4, 4X, 6, 12, 13
- CSA: Type 3, 3R, 4, 4X, 12, 13
- NEMA: Type 3, 3R, 4, 4X, 6, 12, 13


Temperature ratings

- UL: -20 to +105 °C (-4 to +221 °F)
- CSA: -20 to +105 °C (-4 to +221 °F)
- IEC/CE: -45 to +150 °C (-49 to +302 °F)

Product selection					Series 5300SST6-FB liquid-tight fittings with food and beverage seal kits										
Trade size		ISO/BS EN		Threads	Non-insulated			Insulated			Sealing gasket	Wire mesh grips			
UL	CSA	Metric	Metric	Type	Size	Straight	45°	90°	Straight	45°			90°		
Inch	Metric					Part no.	Part no.	Part no.	Part no.	Part no.	Part no.	Part no.	Part no.		
3/8	12	16		NPT	3/8	—	—	—	—	—	—	5261	WMG-LT1		
1/2	16	20		NPT	1/2	—	—	—	5332SST6-FB	5342SST6-FB	5352SST6-FB	5262	WMG-LT2		
3/4	21	25		NPT	3/4	—	—	—	5333SST6-FB	5343SST6-FB	5353SST6-FB	5263	WMG-LT3		
1	27	32		NPT	1	—	—	—	5334SST6-FB	5344SST6-FB	5354SST6-FB	5264	WMG-LT4		
1 1/4	35	40		NPT	1 1/4	—	—	—	5335SST6-FB	5345SST6-FB	5355SST6-FB	5265	WMG-LT5		
1 1/2	41	50		NPT	1 1/2	—	—	—	5336SST6-FB	5346SST6-FB	5356SST6-FB	5266	WMG-LT6		
2	53	63		NPT	2	—	—	—	5337SST6-FB	5347SST6-FB	5357SST6-FB	5267	WMG-LT7		

Metallic liquid-tight fittings

Type SAM one-piece — Stainless steel 316



Description

- Single-piece stainless steel 316 liquid-tight fittings suitable for food zone non-contact areas

Applications

- Food and beverage plants
- Water/wastewater
- Chemical processing

Features

- Meets UL 514B and CSA C22.2 No. 18.3
- Trade sizes from 3/8" to 2" (12 mm to 63 mm)
- Excellent corrosion protection

Technical data sheet

- Type SAM

Approvals

- UL 514B, fittings for cable and conduit
- IEC/EN 61386-1, -23

Ingress ratings

- NEMA: Type 4, 4X, 12

Temperature ratings

- UL: -20 to +105 °C (-4 to +221 °F)
- IEC/CE: -45 to +150 °C (-49 to +302 °F)
- General: -50 to +130 °C (-58 to +266 °F)

Product selection

Type SAM One-piece liquid-tight fittings



Trade size			Threads		Non-insulated			Insulated with SST 316 ground cone			Conduit support (1-hole)	Conduit support (2-hole)
UL	CSA	ISO/BS EN	Type	Size	Straight	45°	90°	Straight	45°	90°	Part no.	Part no.
Inch	Metric	Metric			Part no.	Part no.	Part no.	Part no.	Part no.	Part no.		
3/8	12	16	NPT	3/8	–	–	–	SPL16/038/SAM	–	–	–	–
1/2	16	20	NPT	1/2	–	–	–	SPL20/050/SAM	–	–	HS 101-SS	HS 901-SS
3/4	21	25	NPT	3/4	–	–	–	SPL25/075/SAM	–	–	HS 102-SS	HS 902-SS
1	27	32	NPT	1	–	–	–	SPL32/100/SAM	–	–	HS 103-SS	HS 903-SS
1 1/4	35	40	NPT	1 1/4	–	–	–	SPL40/125/SAM	–	–	HS 104-SS	HS 904-SS
1 1/2	41	50	NPT	1 1/2	–	–	–	SPL50/150/SAM	–	–	HS 105-SS	HS 905-SS
2	53	63	NPT	2	–	–	–	SPL63/200/SAM	–	–	HS 106-SS	HS 906-SS

Metallic liquid-tight fittings

Series 5300SST6HT — Stainless steel 316



Description

- Stainless steel 316 liquid-tight fittings suitable for the most demanding corrosive environments where extreme temperatures are encountered

Applications

- Industrial ovens
- Foundries
- Roller mills

Features

- Meets UL 514B and CSA C22.2 No. 18.3
- Trade sizes from 3/8" to 2" (12 mm to 63 mm)
- HT high temperature insulators and seal rings

Technical data sheet

- TDS000124

Approvals

- UL 514B, fittings for cable and conduit
- CSA C22.2 No. 18.3
- IEC/EN 61386-1, -23

Ingress ratings

- UL: Type 3, 3R, 4, 4X, 6, 12, 13
- CSA: Type 3, 3R, 4, 4X, 12, 13
- NEMA: Type 3, 3R, 4, 4X, 6, 12, 13

Temperature ratings

- UL: -20 to +105 °C (-4 to +221 °F)
- CSA: -20 to +105 °C (-4 to +221 °F)
- IEC/CE: -45 to +150 °C (-49 to +302 °F)
- General: Dry: -60 to +150 °C (-76 to +302 °F)

Product selection					Series 5300SST6HT liquid-tight fittings									
Trade size		Threads			Insulated with steel ground cone			Insulated with SST 316 ground cone			Sealing gasket	Wire mesh grips		
UL	CSA	ISO/BS EN	Type	Size	Straight	45°	90°	Straight	45°	90°				
Inch	Metric	Metric			Part no.	Part no.	Part no.	Part no.	Part no.	Part no.	Part no.	Part no.		
3/8	12	16	NPT	3/8	5331SST6HT	5341SST6HT	5351SST6HT	5331SST6-6HT	5341SST6-6HT	5351SST6-6HT	5261-HT	WMG-LT1		
1/2	16	20	NPT	1/2	5332SST6HT	5342SST6HT	5352SST6HT	5332SST6-6HT	5342SST6-6HT	5352SST6-6HT	5262-HT	WMG-LT2		
3/4	21	25	NPT	3/4	5333SST6HT	5343SST6HT	5353SST6HT	5333SST6-6HT	5343SST6-6HT	5353SST6-6HT	5263-HT	WMG-LT3		
1	27	32	NPT	1	5334SST6HT	5344SST6HT	5354SST6HT	5334SST6-6HT	5344SST6-6HT	5354SST6-6HT	5264-HT	WMG-LT4		
1 1/4	35	40	NPT	1 1/4	5335SST6HT	5345SST6HT	5355SST6HT	5335SST6-6HT	5345SST6-6HT	5355SST6-6HT	5265-HT	WMG-LT5		
1 1/2	41	50	NPT	1 1/2	5336SST6HT	5346SST6HT	5356SST6HT	5336SST6-6HT	5346SST6-6HT	5356SST6-6HT	5266-HT	WMG-LT6		
2	53	63	NPT	2	5337SST6HT	5347SST6HT	5357SST6HT	5337SST6-6HT	5347SST6-6HT	5357SST6-6HT	5267-HT	WMG-LT7		

Metallic liquid-tight fittings

Series 5200AL/5200ALGR — Aluminum



Description

- Aluminum liquid-tight fittings that are ideal for use in corrosive environments; available with or without ground lug

Applications

- General purpose industrial construction
- Corrosive environments
- Suspended electrical systems

Features

- Meets UL 514B and CSA C22.2 No. 18.3
- Trade sizes from 3/8" to 2" (12 mm to 63 mm)
- Coordinated performance with T&B Liquidtight Systems® LFMC

Technical data sheet

- TDS000118
- TDS000119

Approvals

- UL 514B, fittings for cable and conduit
- CSA C22.2 No. 18.3
- IEC/EN 61386-1, -23

Ingress ratings

- UL: Type 3, 3R, 4, 6, 12, 13
- CSA: Type 3, 3R, 4, 12, 13
- NEMA: Type 3, 3R, 4, 6, 12, 13

Temperature ratings

- UL: -20 to +105 °C (-4 to +221 °F)
- CSA: -20 to +105 °C (-4 to +221 °F)
- IEC/CE: -25 to +105 °C (-13 to +221 °F)

Product selection					Series 5200/5300 liquid-tight fittings							
Trade size			Threads		Series 5200AL			Series 5200ALGR grounding			Sealing gasket	Wire mesh grips
UL	CSA	ISO/BS EN	Type	Size	Straight	45°	90°	Straight	45°	90°		
Inch	Metric	Metric			Part no.	Part no.	Part no.	Part no.	Part no.	Part no.	Part no.	Part no.
3/8	12	16	NPT	3/8	5231AL	-	5251AL	5231ALGR	-	5251ALGR	5261	WMG-LT1
1/2	16	20	NPT	1/2	5232AL	-	5252AL	5232ALGR	-	5252ALGR	5262	WMG-LT2
3/4	21	25	NPT	3/4	5233AL	-	5253AL	5233ALGR	-	5253ALGR	5263	WMG-LT3
1	27	32	NPT	1	5234AL	-	5254AL	5234ALGR	-	5254ALGR	5264	WMG-LT4
1 1/4	35	40	NPT	1 1/4	5235AL	-	5255AL	-	-	-	5265	WMG-LT5
1 1/2	41	50	NPT	1 1/2	5236AL	-	5256AL	-	-	-	5266	WMG-LT6
2	53	63	NPT	2	5237AL	-	5257AL	-	-	-	5267	WMG-LT7
2 1/2	63	70	NPT	2 1/2	5238AL	-	-	-	-	-	5268	WMG-LT8
3	78	80	NPT	3	5239AL	-	-	-	-	-	5269	WMG-LT9
4	103	100	NPT	4	5240AL	-	-	-	-	-	5270	WMG-LT10
5	129	-	NPT	5	Coming soon	-	-	-	-	-	-	-
6	155	-	NPT	6	Coming soon	-	-	-	-	-	-	-

Metallic liquid-tight fittings

Series 5200/5300-PT Quick-Connect™ — Steel/malleable iron



Description

- Quick-Connect™ steel/malleable iron liquid-tight fittings for fast and simple installation

Applications

- General purpose industrial construction
- Machine OEMs and panel builders
- Indoor and outdoor installations

Features

- Meets UL 514B and CSA C22.2 No. 18.3
- Trade sizes from 3/8" to 2" (12 mm to 63 mm)
- Coordinated performance with T&B Liquidtight Systems® LFMC

Technical data sheet

- TDS000121

Approvals

- UL 514B, fittings for cable and conduit
- CSA C22.2 No. 18.3
- IEC/EN 61386-1, -23

Ingress ratings

- UL: Type 3, 3R, 4, 6, 12, 13
- CSA: Type 3, 3R, 4, 12, 13
- NEMA: Type 3, 3R, 4, 6, 12, 13

Temperature ratings

- UL: -20 to +105 °C (-4 to +221 °F)
- CSA: -20 to +105 °C (-4 to +221 °F)
- EC/CE: -25 to +105 °C (-13 to +221 °F)

Product selection

Series 5200/5300-PT liquid-tight fittings



Trade size			Threads		Non-insulated			Insulated			Sealing gasket	Wire mesh grips
UL	CSA	ISO/BS EN	Type	Size	Straight	45°	90°	Straight	45°	90°		
Inch	Metric	Metric			Part no.	Part no.	Part no.	Part no.	Part no.	Part no.	Part no.	Part no.
3/8	12	16	NPT	3/8	5231-PT	5241-PT	5251-PT	5331-PT	5341-PT	5351-PT	5261	WMG-LT1
1/2	16	20	NPT	1/2	5232-PT	5242-PT	5252-PT	5332-PT	5342-PT	5352-PT	5262	WMG-LT2
3/4	21	25	NPT	3/4	5233-PT	5243-PT	5253-PT	5333-PT	5343-PT	5353-PT	5263	WMG-LT3
1	27	32	NPT	1	5234-PT	5244-PT	5254-PT	5334-PT	5344-PT	5354-PT	5264	WMG-LT4
1-1/4	35	40	NPT	1-1/4	-	-	-	-	-	-	5265	WMG-LT5
1-1/2	41	50	NPT	1-1/2	-	-	-	-	-	-	5266	WMG-LT6
2	53	63	NPT	2	-	-	-	-	-	-	5267	WMG-LT7
2-1/2	63	70	NPT	2-1/2	-	-	-	-	-	-	5268	WMG-LT8
3	78	80	NPT	3	-	-	-	-	-	-	5269	WMG-LT9
4	103	100	NPT	4	-	-	-	-	-	-	5270	WMG-LT10

Metallic liquid-tight fittings

Chase® style — Steel/malleable iron



Description

- Liquid-tight fittings that enable compact connections within an enclosure; ideal for tight spaces

Applications

- General purpose industrial construction
- Machine OEMs and panel builders
- Indoor and outdoor installations

Features

- Meets UL 514B and CSA C22.2 No. 18.3
- Trade sizes from 3/8" to 2" (12 mm to 63 mm)
- Coordinated performance with T&B Liquidtight Systems® LFMC

Approvals

- UL 514B, fittings for cable and conduit
- CSA C22.2 No. 18.3
- IEC/EN 61386-1, -23

Ingress ratings

- UL: Type 3, 3R, 4, 6, 12, 13
- CSA: Type 3, 3R, 4, 12, 13
- NEMA: Type 3, 3R, 4, 6, 12, 13

Temperature ratings

- UL: -20 to +105 °C (-4 to +221 °F)
- CSA: -20 to +105 °C (-4 to +221 °F)
- EC/CE: -25 to +105 °C (-13 to +221 °F)

Product selection

Series 5300 Chase® liquid-tight fittings



Trade size			Threads		Non-insulated			Insulated			Sealing gasket	Wire mesh grips
UL	CSA	ISO/BS EN	Type	Size	Straight	45°	90°	Straight	45°	90°		
Inch	Metric	Metric			Part no.	Part no.	Part no.	Part no.	Part no.	Part no.	Part no.	Part no.
3/8	12	16	NPT	3/8	-	-	-	5361	-	5371	5261	WMG-LT1
1/2	16	20	NPT	1/2	-	-	-	5362	-	5372	5262	WMG-LT2
3/4	21	25	NPT	3/4	-	-	-	5363	-	5373	5263	WMG-LT3
1	27	32	NPT	1	-	-	-	5364	-	5374	5264	WMG-LT4
1 1/4	35	40	NPT	1 1/4	-	-	-	5365	-	-	5265	WMG-LT5
1 1/2	41	50	NPT	1 1/2	-	-	-	5366	-	-	5266	WMG-LT6
2	53	63	NPT	2	-	-	-	5367	-	-	5267	WMG-LT7
2 1/2	63	70	NPT	2 1/2	-	-	-	5368	-	-	5268	WMG-LT8
3	78	80	NPT	3	-	-	-	5369	-	-	5269	WMG-LT9
4	103	100	NPT	4	-	-	-	5370	-	-	5270	WMG-LT10

One site, endless resources

T&B Liquidtight Systems® new website landing page

No more exhaustive searching and defeated attempts to determine what solution is right for you.

With a new webpage solely dedicated to highlighting the T&B Liquidtight Systems key portfolio offerings for flexible cable protection, you can easily find exactly what you need for the job at hand.



The new webpage includes:

- Online cable protection systems for industrial enclosures selection tool
- Complete system solution product offerings for specific application verticals, such as food and beverage, general purpose, non-metallic and more
- Technical product data sheets and quick select tables
- Application profile brochures
- Flyers, wall charts and counter mats
- The latest product information

It can be difficult and time-consuming finding the cable protection products you need to meet your application requirements.

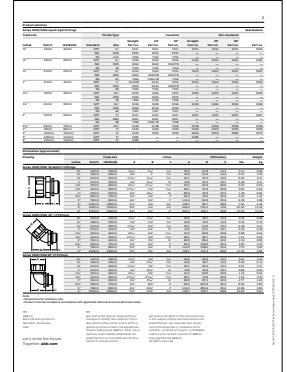
Get the technical data sheets, application profiles and more that make it easier for you to find the critical information you're looking for.

Technical data sheets include:


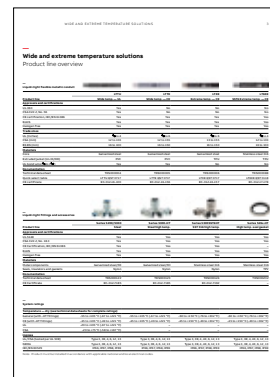
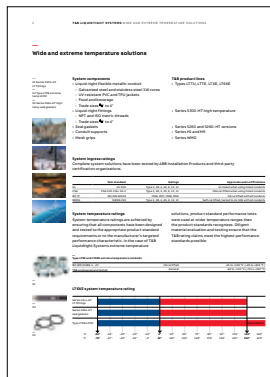
- Key product features and benefits
- Certifications/standards
- System ingress protection ratings
- Materials
- Temperature ratings
- Typical applications
- Product dimensions

Application profiles include:

- System solution offerings for key application verticals, such as general purpose, wide and extreme temperatures, stainless-steel/corrosion, food and beverage, aluminum, non-metallic and more
- Technical product information
- Sample kit information



Wide and extreme temperature solutions



Scan the QR code to check out the T&B Liquidtight Systems® website. tnliquidtight.com

Type A flexible non-metallic systems


Introduction

A pioneering technology leader, ABB Installation Products truly understands the challenges faced by the sector of flexible liquid-tight non-metallic conduit systems. ABB is focused on providing solutions that address the critical issues in every area of operations, allowing customers to focus on plant sustainability, cost, quality, flexibility, safety and regulatory challenges.

ABB's T&B Liquidtight Systems® brand offers a complete portfolio of non-metallic Type A system solutions suitable for general purpose and food and beverage applications. If your installation calls for a liquid-tight Type A solution, T&B Liquidtight Systems has you covered.


Type A liquid-tight conduits

- Type A food and beverage (blue)
- Type A general purpose (orange)



Type A liquid-tight fittings

- Series 6300SST, Type A stainless steel
- Series 6300, Type A nonmetallic
- Series 3700, Type A steel



Interested in learning more?

Scan the QR code below to check out T&B Liquidtight Systems® application profile for Type A solutions. See features, benefits and sample kit available to order online today.



Type A flexible non-metallic systems

Complete package for food and beverage applications

Key features and benefits

- Stainless steel and non-metallic fittings
- 3/8 to 2" trade sizes
- Straight and 90° elbow fittings
- Reinforced heavy-duty non-metallic conduits, now available with antimicrobial jacket
- Excellent corrosion protection
- Superior, reliable ingress protection
- UL listed


Typical applications

- Food and beverage equipment
- Pharmaceuticals
- Packaging equipment
- Food processing
- Meat packing
- Bottling and canning
- Mixers, blenders and fillers



See it in action.

Scan the QR code below to see the T&B Liquidtight Systems® stainless steel Type A fitting in action in a wash-down setting.



Type A sample kits available to order!

Part no. LTSTYPEA-KIT



Type A flexible non-metallic systems

Type A conduit — food and beverage



Approvals



Product details:

Type A antimicrobial* conduit for use in food and beverage applications where frequent washdown and food safety are priorities

Materials: Antimicrobial* jacket; flexible PVC with nylon-reinforced braided core

Color: Blue

Trade size			Reel length									Specifications				
UL Inch	CSA mm	ISO/ BS EN mm	Small reel			Bulk reel			ID range		OD range		Min. inside bend radius (static)		Weight	
			Part no.	Ft	m	Part no.	Ft	m	Inch	mm	Inch	mm	Inch	mm	Lb per foot	kg per meter
½	16	20	TYPEAF50L-100	100	30	–	–	–	0.620 to 0.640	15.7 to 16.3	0.910 to 0.930	23.1 to 23.6	3.0	76.2	0.21	0.31
¾	21	25	TYPEAF75L-100	100	30	–	–	–	0.815 to 0.835	20.7 to 21.2	1.150 to 1.170	29.2 to 29.7	4.0	101.6	0.31	0.46
1	27	32	TYPEAF100L-100	100	30	–	–	–	1.030 to 1.055	26.2 to 26.8	1.415 to 1.440	35.9 to 36.6	6.0	152.4	0.42	0.62
1¼	35	40	TYPEAF125L-100	100	30	–	–	–	1.370 to 1.395	34.8 to 35.4	1.800 to 1.825	45.7 to 46.4	7.0	177.8	0.61	0.91
1½	41	50	TYPEAF150L-50	50	15	–	–	–	1.585 to 1.620	40.3 to 41.1	2.045 to 2.080	51.9 to 52.8	8.0	203.2	0.79	1.18
2	53	63	TYPEAF200L-50	50	15	–	–	–	2.045 to 2.080	51.9 to 52.8	2.605 to 2.640	66.2 to 67.1	9.0	228.6	1.2	1.79

* Type A antimicrobial non-metallic conduits provide no antimicrobial inhibitory activity beyond protection of the conduits themselves. They do not provide protection against specific pathogenic organisms, nor do they prevent growth of bacteria on adjacent or nearby surfaces. The antimicrobial efficacy of the material is designed to last for the life of the Type A antimicrobial non-metallic conduits under normal use conditions.

For more information, see
technical data sheet TDS000700
by scanning the QR code below.



Type A flexible non-metallic systems

Type A conduit — general purpose



Approvals



Product details:

Designed to provide UL Type A cable protection where liquid-tight performance and high flexibility are required

Materials: Flexible PVC with nylon-reinforced braided core

Color: Orange

Trade size			Reel length								Specifications					
UL Inch	CSA mm	ISO/ BS EN mm	Small reel			Bulk reel			ID range		OD range		Min. inside bend radius (static)		Weight	
			Part no.	Ft	m	Part no.	Ft	m	Inch	mm	Inch	mm	Inch	mm	Lb per foot	kg per meter
¾	12	16	TYPEA38-250	250	75	–	–	–	0.485 to 0.505	12.3 to 12.8	0.755 to 0.774	19.2 to 19.7	2.5	63.5	0.16	0.24
½	16	20	TYPEA50-200	200	60	–	–	–	0.620 to 0.640	15.7 to 16.3	0.910 to 0.930	23.1 to 23.6	3.0	76.2	0.21	0.31
¾	21	25	TYPEA75-175	175	55	–	–	–	0.815 to 0.835	20.7 to 21.2	1.150 to 1.170	29.2 to 29.7	4.0	101.6	0.31	0.46
1	27	32	TYPEA100-100	100	30	–	–	–	1.030 to 1.055	26.2 to 26.8	1.415 to 1.440	35.9 to 36.6	6.0	152.4	0.42	0.62
1¼	35	40	TYPEA125-100	100	30	–	–	–	1.370 to 1.395	34.8 to 35.4	1.800 to 1.825	45.7 to 46.4	7.0	177.8	0.61	0.91
1½	41	50	TYPEA150-50	50	15	–	–	–	1.585 to 1.620	40.3 to 41.1	2.045 to 2.080	51.9 to 52.8	8.0	203.2	0.79	1.18
2	53	63	TYPEA200-50	50	15	–	–	–	2.045 to 2.080	51.9 to 52.8	2.605 to 2.640	66.2 to 67.1	9.0	228.6	1.2	1.79

For more information, see technical data sheet TDS000630 by scanning the QR code below.



Type A flexible non-metallic systems

Type A fittings series 6300SST — stainless steel



Description

- Liquid-tight Type A stainless steel fittings for use in corrosive and caustic washdown applications

Applications

- Food and beverage
- Corrosive environments

Features

- Straight and 90° elbows
- Seal gasket and locknut included

Technical data sheet

- TDS000741

Approvals

- UL 514B, fittings for cable and conduit

Ingress ratings

- UL: Type 4, 4X, 12
- NEMA: Type 4, 4X, 12
- IEC/CE: IP66, IP69

Product selection

Series 6300SST liquid-tight fittings



Trade size			Threads		LT fittings			Conduit support (1-hole)	Conduit support (2-hole)
UL	CSA	ISO/BS EN	Type	Size	Straight	45°	90°	Part no.	Part no.
Inch	Metric	Metric			Part no.	Part no.	Part no.		
½	16	20	NPT	½	6302SST	6312SST	6322SST	HS101-SS	HS901-SS
¾	21	25	NPT	¾	6303SST	6313SST	6323SST	HS102-SS	HS902-SS
1	27	32	NPT	1	6304SST	6314SST	6324SST	HS103-SS	HS903-SS
1¼	35	40	NPT	1¼	6305SST	–	6325SST	HS104-SS	HS904-SS
1½	41	50	NPT	1½	6306SST	–	6326SST	HS105-SS	HS905-SS
2	53	63	NPT	2	6307SST	–	6327SST	HS106-SS	HS906-SS

For more information, see technical data sheet TDS000628 by scanning the QR code below.



Type A flexible non-metallic systems

Type A fittings series 6300 — non-metallic



Description

- Glass-filled reinforced thermo-plastic components
- Provide excellent durability in the most demanding applications for Type A conduit

Applications

- Food and beverage
- Corrosive environments

Features

- Straight and 90° elbows
- Seal gasket and locknut included

Technical data sheet

- TDS000592

Approvals

- UL 514B, fittings for cable and conduit

Ingress ratings

- UL: Type 4, 4X, 12
- NEMA: Type 4, 4X, 12
- IEC/CE: IP66, IP69

Product selection

Series 6300 non-metallic liquid-tight fittings



Trade size			Threads		LT fittings			Conduit support (1-hole)	Conduit support (2-hole)
UL	CSA	ISO/BS EN	Type	Size	Straight	45°	90°	Part no.	Part no.
Inch	Metric	Metric			Part no.	Part no.	Part no.		
½	16	20	NPT	½	6302	–	6322	HS101-SS	HS901-SS
¾	21	25	NPT	¾	6303	–	6323	HS102-SS	HS902-SS
1	27	32	NPT	1	6304	–	6324	HS103-SS	HS903-SS
1¼	35	40	NPT	1¼	6305	–	6325	HS104-SS	HS904-SS
1½	41	50	NPT	1½	6306	–	6326	HS105-SS	HS905-SS
2	53	63	NPT	2	6307	–	6327	HS106-SS	HS906-SS

For more information, see technical data sheet TDS000592 by scanning the QR code below.



Type A flexible non-metallic systems

Type A fittings series 3700 — steel



Description

- Liquid-tight steel fittings for Type A non-metallic conduit

Applications

- Industrial and commercial construction
- Machine OEMs
- Panel builders

Features

- Straight, 45° and 90° elbows
- Seal gasket and locknut included

Technical data sheet

- TDS000629

Approvals

- UL 514B, fittings for cable and conduit

Ingress ratings

- NEMA: Type 4, 12

Product selection

Series 3700 steel liquid-tight fittings



Trade size			Threads		LT fittings			Conduit support (1-hole)	Conduit support (2-hole)
UL	CSA	ISO/BS EN	Type	Size	Straight	45°	90°		
Inch	Metric	Metric			Part no.	Part no.	Part no.	Part no.	Part no.
3/8	12	16	NPT	3/8	3720-TB	3730-TB	3740	HS 100 SC	–
1/2	16	20	NPT	1/2	3721-TB	3731-TB	3741	HS101	HS901
3/4	21	25	NPT	3/4	3722-TB	3732	3742	HS102	HS902
1	27	32	NPT	1	3723	3733-TB	3743-TB	HS103	HS903
1 1/4	35	40	NPT	1 1/4	3724-TB	3734-TB	3744-TB	HS104	HS904
1 1/2	41	50	NPT	1 1/2	3725	3735-TB	3745	HS105	HS905
2	53	63	NPT	2	3726	3736	3746-TB	HS106	HS906

For more information, see technical data sheet TDS000629 by scanning the QR code below.



Type B flexible non-metallic systems

Introduction


Featuring T&B Liquidtight Systems® and Carflex® brands, this non-metallic Type B portfolio offers multiple products from which to choose for your unique job. Suitable for general purpose, HVAC, telecommunications and more, ABB Installation Products Type B solutions offer key feature sets to make your job easier. See for yourself with the Bullet® quick-connect fittings that feature a single-piece design for easier and faster installation.



T&B Liquidtight Systems®


Type B liquid-tight conduits

- LTC — XTRA FLEX
- EFC non-metallic tubing



Carflex®

- 15100 X-flex tubing
- 15000 non-metallic conduit



T&B Liquidtight Systems®

Type B Liquid-tight fittings

- Series LTxxP, Type B nonmetallic
- Series LTxxM, Type B steel
- Series LT-QC, Type B quick-connect



Carflex®

- Series LN
- Series LT43
- Series LT Omni



Type B flexible non-metallic systems

Type B conduit — commercial grade

T&B Liquidtight Systems®



Commercial-grade liquid-tight conduit

Trade size			Reel length								Specifications					
UL	CSA	ISO/ BSEN	Color (print)	Small reel		Bulk reel			ID range		OD range		Min. CL bend radius (static)		Weight	
				Part no.	Ft m	Part no.	Ft	m	Inch	mm	Inch	mm	Inch	mm	Lb per foot	kg per meter
¾	12	16	Gray (black)	LTC038GY	100 30	LTC038GY-500	500	150	0.485 to	12.3 to	0.609 to	15.5 to	4.00	101.6	0.12	0.18
						LTC038GY-1000	1,000	300	0.504	12.8	0.710	18.0				
½	16	20	Gray (black)	LTC050GY	100 30	LTC050GY-500	500	150	0.622 to	15.8 to	0.820 to	20.8 to	4.00	101.6	0.14	0.21
						LTC050GY-1000	1,000	300	0.642	16.3	0.840	21.3				
¾	21	25	Gray (black)	LTC075GY	100 30	LTC075GY-500	500	150	0.820 to	20.8 to	1.030 to	26.2 to	4.50	114.3	0.19	0.28
1	27	32	Gray (black)	LTC100GY	100 30	LTC100GY-500	500	150	1.041 to	26.4 to	1.290 to	32.8 to	5.75	146.05	0.30	0.45
1¼	35	40	Gray (black)	LTC125GY	100 30	-	-	-	1.380 to	35.1 to	1.630 to	41.4 to	7.25	184.15	0.38	0.57
1½	41	50	Gray (black)	LTC150GY	50 15	-	-	-	1.575 to	40.0 to	1.865 to	47.4 to	8.25	209.55	0.52	0.77
2	53	63	Gray (black)	LTC200GY	50 15	-	-	-	2.020 to	51.3 to	2.340 to	59.4 to	9.50	241.3	0.70	1.04

Type B flexible non-metallic systems

Liquid-tight fittings and accessories

T&B Liquidtight Systems®

Fittings, Type B liquid-tight













Fittings, Type B liquid-tight




Accessories



Trade size			Type		Non-metallic Bullet®			NM quick connect	NM quick connect	Metallic			Conduit support (1-hole)	Conduit support (2-hole)	
UL	CSA	ISO/BSEN	Std.	Thread	Straight	45°	90°	Straight	90°	Straight	45°	90°	Part no.	Part no.	
Inch	Metric	Metric			Part no.	Part no.	Part no.	Part no.	Part no.	Part no.	Part no.	Part no.	Part no.	Part no.	
¾	12	16	NPT	½	LT38P	LT438P	LT938P	LT38P-QC-X**	-	LT38M	LT438M	LT938M	HS 100	SC	-
			Metric	M20	LT38P-ISO20	-	LT938P-ISO20								
½	16	20	NPT	½	LT50P	LT450P	LT950P	LT50P-QC-X	-	LT50M	LT450M	LT950M	HS 101		HS 901
			Metric	M20	LT50P-ISO20	-	LT950P-ISO20								
¾	21	25	NPT	¾	LT75P	LT475P	LT975P	LT75P-QC-X	-	LT75M	LT475M	LT975M	HS 102		HS 902
			Metric	M25	LT75P-ISOM25	-	LT975P-ISO25								
1	27	32	NPT	1	LT100P	LT4100P	LT9100P	LT100P-QC-X	-	LT100M	LT4100M	LT9100M	HS 103		HS 903
1¼	35	40	NPT	1¼	LT125P	LT4125P	LT9125P	-	-	LT125M	LT4125M	LT9125M	HS 104		HS 904
1½	41	50	NPT	1½	LT150P	LT4150P	LT9150P	-	-	LT150M	LT4150M	LT9150M	HS 105		HS 905
2	53	63	NPT	2	LT200P	LT4200P	LT9200P	-	-	LT200M	LT4200M	LT9200M	HS 106		HS 906

Technical data


Type B LT fittings	Listings and approvals			Trade sizes	Colors	Temp ratings		Ingress ratings	Voltage rating
	UL	CSA	RoHS			UL	CSA		
Non-metallic Bullet® Ex: LT50P 	 UL 514B File: E23018	 CSA XXX File: LR72991		¾ to 2"	Black	Dry: -18 to +105 °C Oil: -18 to +70 °C Wet: -18 to +60 °C	Dry: -18 to +75 °C Oil: -18 to +70 °C Wet: -18 to +60 °C	UL: CSA: NEMA: 4, 4X, 6	600 V AC
Non-metallic quick connect Ex: LT50-QC-B 	 UL 514B File: E23018	 CSA XXX File: LR72991		¾ to 2"	Black, dark gray, light gray	Dry: -18 to +105 °C Oil: -18 to +70 °C Wet: -18 to +60 °C		UL: CSA: NEMA: 4, 4X	600 V AC
Metallic LT fitting Ex: LT50M 	 UL 514B File: E23018	 CSA XXX File: LR52391		¾ to 2"	Metallic	Dry: -18 to +105 °C Oil: -18 to +70 °C Wet: -18 to +60 °C		UL: CSA: NEMA: 4, 4X, 6	600 V AC

XTRA FLEX series	Listings and approvals			Trade sizes	Colors	Temp ratings		Ingress ratings	Voltage rating
	UL	CSA	RoHS			UL	CSA		
Industrial LT conduit Ex: LTC050 	 UL 1660 File:	 CSA XXX		¾ to 2"	Black, orange, blue	Dry: -18 to +105 °C Oil: -18 to +70 °C Wet: -18 to +60 °C	Dry: -18 to +75 °C Oil: -18 to +70 °C Wet: -18 to +60 °C		600 V AC
Commercial LT conduit Ex: LTC050GY 	 UL 1660 File: E95745	 UL 1660 File: 072991		¾ to 2"	Gray	Dry: -18 to +105 °C Oil: -18 to +70 °C Wet: -18 to +60 °C			600 V AC
Corrugated Tubing Ex: EFC050 	 UL 1660 File:			¾ to 2"	Black, orange, blue	Dry: -18 to +105 °C Oil: -18 to +70 °C Wet: -18 to +60 °C			600V AC

Type B flexible non-metallic systems

Type B conduit and tubing

Carflex®



15100 X-flex tubing

Trade size				Reel length								Specifications			
UL	CSA	ISO/ BSEN	Color (print)	Small reel		Bulk reel		ID range		OD range		Min. CL bend radius (static)		Weight	
				Part no.	Ft m	Part no.	Ft m	Inch	mm	Inch	mm	Inch	mm	Lb per foot	kg per meter
¾	12	16	Black	15104-100	100 30	–	1,000 300	0.485 to 0.504	12.3 to 12.8	0.609 to 0.710	15.5 to 18.0	4.00	101.6	0.12	0.18
½	16	20	Black	15105-100	100 30	–	500 150	0.622 to 0.642	15.8 to 16.3	0.820 to 0.840	20.8 to 21.3	4.00	101.6	0.13	0.19
¾	21	25	Black	15107-100*	100 30	–	500 150	0.820 to 0.840	20.8 to 21.3	1.030 to 1.050	26.2 to 26.7	4.50	114.3	0.21	0.31
1	27	32	Black	15108-100*	100 30	–	500 150	1.041 to 1.066	26.4 to 27.1	1.290 to 1.315	32.8 to 33.4	5.75	146.05	0.31	0.46
1¼	35	40	Black	15109-100*	100 30	–	250 75	1.380 to 1.410	35.1 to 35.8	1.630 to 1.660	41.4 to 42.2	7.25	184.15	0.37	0.55
1½	41	50	Black	15110-100	100 30	–	250 75	1.575 to 1.600	40.0 to 40.6	1.865 to 1.900	47.4 to 48.3	8.25	209.55	0.52	0.77
2	53	63	Black	15111-050	50 15	–	200 60	2.020 to 2.045	51.3 to 51.9	2.340 to 2.375	59.4 to 60.3	9.50	241.3	0.74	1.10



15000 non-metallic conduit

Trade size				Reel length								Specifications			
UL	CSA	ISO/ BSEN	Color (print)	Small reel		Bulk reel		ID range		OD range		Min. CL bend radius (static)		Weight	
				Part no.	Ft m	Part no.	Ft m	Inch	mm	Inch	mm	Inch	mm	Lb per foot	kg per meter
¾	12	16	Gray (black)	15004-100	100 30	15004-001	1,000 300	0.485 to 0.504	12.3 to 12.8	0.609 to 0.710	15.5 to 18.0	4.00	101.6	0.12	0.18
½	16	20	Gray (black)	15005-100	100 30	15005-001	1,000 300	0.622 to 0.642	15.8 to 16.3	0.820 to 0.840	20.8 to 21.3	4.00	101.6	0.14	0.21
¾	21	25	Gray (black)	15007-100	100 30	15007-001	1000 300	0.820 to 0.840	20.8 to 21.3	1.030 to 1.050	26.2 to 26.7	4.50	114.3	0.19	0.28
1	27	32	Gray (black)	15008-100	100 30	15008-500	500 150	1.041 to 1.066	26.4 to 27.1	1.290 to 1.315	32.8 to 33.4	5.75	146.05	0.30	0.45
1¼	35	40	Gray (black)	15009-100	100 30	15009-200	200 60	1.380 to 1.410	35.1 to 35.8	1.630 to 1.660	41.4 to 42.2	7.25	184.15	0.38	0.57
1½	41	50	Gray (black)	15010-50	50 15	15010-150	150 45	1.575 to 1.600	40.0 to 40.6	1.865 to 1.900	47.4 to 48.3	8.25	209.55	0.52	0.77
2	53	63	Gray (black)	15011-050	50 15	15011-100	100 30	2.020 to 2.045	51.3 to 51.9	2.340 to 2.375	59.4 to 60.3	9.50	241.3	0.70	1.04

Type B flexible non-metallic systems

Type B fittings and accessories

Fittings, Type B liquid-tight












Fittings, Type B liquid-tight







Accessories



Trade size			Type		Series LN		Series LT- Omni		Series LT43		Conduit support (1-hole)	Conduit support (2-hole)
UL	CSA	ISO/BSEN	Std.	Thread	Straight	90°	Straight	90°	Straight	90°	Part no.	Part no.
Inch	Metric	Metric			Part no.	Part no.	Part no.	Part no.	Part no.	Part no.		
3/8	12	16	NPT	3/8	–	–	LT38(G)	LT938(G)	LT43C	LT20C	HS 100 SC	–
1/2	16	20	NPT	1/2	LN43DA	LN20DA	LT50(G)	LT950G	LT43D-NEW	LT20D-NEW	HS 101	HS 901
3/4	21	25	NPT	3/4	LN43EA	LN20EA	LT75(G)	LT975(G)	LT43E-NEW	LT20E-NEW	HS 102	HS 902
1	27	32	NPT	1	LN43FA	LN20FA	LT100G	LT9100(G)	LT43F-NEW	LT20F-NEW	HS 103	HS 903
1 1/4	35	40	NPT	1 1/4	–	–	–	–	LT43G	LT20G	HS 104	HS 904
1 1/2	41	50	NPT	1 1/2	–	–	–	–	LT43H	LT20H	HS 105	HS 905
2	53	63	NPT	2	–	–	–	–	LT43J	LT20J	HS 106	HS 906

Technical data

Type B LT fittings	Listings and approvals				Trade sizes	Colors	Temp ratings		Ingress ratings	Voltage rating
	UL	CSA	RoHS				UL	CSA		
Series LN Ex: LN43DA 	 UL 514B File: E23018	 CSA XXX File: LR72991			1/2 to 1"	Black	Dry: -18 to +105 °C Oil: -18 to +70 °C Wet: -18 to +60 °C	Dry: -18 to +75 °C Oil: -18 to +70 °C Wet: -18 to +60 °C	UL: CSA: NEMA:	600 V AC
Series LT-Omni Ex: LT50 	 UL 514B File: E23018	 CSA XXX File: LR72991			3/8 to 1"	Black, dark gray, light gray	Dry: -18 to +105 °C Oil: -18 to +70 °C Wet: -18 to +60 °C		UL: CSA: NEMA:	600 V AC
Series LT43 Ex: LT43D-NEW 	 UL 514B File: E23018	 CSA XXX File: LR52391			3/8 to 2"	Metallic	Dry: -18 to +105 °C Oil: -18 to +70 °C Wet: -18 to +60 °C		UL: CSA: NEMA:	600 V AC

Carflex® type B conduit	Listings and approvals				Trade sizes	Colors	Temp ratings		Ingress ratings	Voltage rating
	UL	CSA	RoHS				UL	CSA		
15100 X-flex tubing Ex: 15105-100 	 UL 1660 File:				3/8 to 2"	Black	Dry: -18 to +105 °C Oil: -18 to +70 °C Wet: -18 to +60 °C	Dry: -18 to +75 °C Oil: -18 to +70 °C Wet: -18 to +60 °C		600 V AC
15000 non-metallic Ex: 15005-001 	 UL 1660 File: E95745	 UL 1660 File: 072991			3/8 to 2"	Black	Dry: -18 to +105 °C Oil: -18 to +70 °C Wet: -18 to +60 °C			600 V AC


Accessories

Locknuts




Locknuts


Series 14x steel/M.I. locknuts

Part no.	Trade size	Description	Key features	Image	Technical data sheet
140	3/8	Steel locknut, 3/8	NPT threads Steel/malleable iron Case hardened Tiger tooth antivibration		TDS000584
141	1/2	Steel locknut, 1/2			
142-TB	3/4	Steel locknut, 3/4			
143	1	Steel locknut, 1			
144	1 1/4	Steel locknut, 1 1/4			
146	1 1/2	Steel locknut, 1 1/2			
146-TB	2	Steel locknut, 2			
147	2 1/2	Malleable iron locknut, 2 1/2			
148	3	Malleable iron locknut, 3			
149	3 1/2	Malleable iron locknut, 3 1/2			
150	4	Malleable iron locknut, 4			
152	5	Malleable iron locknut, 5			
153	6	Malleable iron locknut, 6			


Series 14xSST stainless steel locknuts

Part no.	Trade size	Description	Key features	Image	Technical data sheet
141SST	1/2	Stainless steel locknut, 1/2	NPT threads Stainless steel 304 Case hardened Tiger tooth antivibration		TDS000584
142SST	3/4	Stainless steel locknut, 3/4			
143-SST	1	Stainless steel locknut, 1			
144-SST	1 1/4	Stainless steel locknut, 1 1/4			
145-SST	1 1/2	Stainless steel locknut, 1 1/2			
146-SST	2	Stainless steel locknut, 2			

Series 14xAL aluminum locknuts

Part no.	Trade size	Description	Key features	Image	Technical data sheet
141AL	1/2	Aluminum locknut, 1/2	NPT threads Aluminum Case hardened Tiger tooth antivibration		TDS000584
142AL	3/4	Aluminum locknut, 3/4			
143AL	1	Aluminum locknut, 1			
144AL	1 1/4	Aluminum locknut, 1 1/4			
145AL	1 1/2	Aluminum locknut, 1 1/2			
146AL	2	Aluminum locknut, 2			
147AL	2 1/2	Aluminum locknut, 2 1/2			
148AL	3	Aluminum locknut, 3			
149AL	3 1/2	Aluminum locknut, 3 1/2			
150AL	4	Aluminum locknut, 4			
152AL	5	Aluminum locknut, 5			
153AL	6	Aluminum locknut, 6			

Series 1xx bonding locknuts — steel/M.I.

Part no.	Trade size	Description	Key features	Image	Technical data sheet
106*	1/2	Bonding locknut, steel 1/2	NPT threads Steel/malleable iron Case hardened Tiger tooth antivibration Provides positive bonding of fitting to box		TDS000584
107*	3/4	Bonding locknut, steel 3/4			
108	1	Bonding locknut, steel 1			
109	1 1/4	Bonding locknut, steel 1 1/4			
110	1 1/2	Bonding locknut, steel 1 1/2			
111	2	Bonding locknut, steel 2			
112*	2 1/2	Bonding locknut, steel 2 1/2			
113-TB*	3	Bonding locknut, steel 3			
114*	3 1/2	Bonding locknut, steel 3 1/2			
115	4	Bonding locknut, steel 4			

Note: Product must be installed in accordance with applicable national and local electrical codes.


*Not CSA certified

Accessories


Locknuts

Locknuts


Series 1xxSS6 bonding locknuts — stainless steel

Part no.	Trade size	Description	Key features	Image	Technical data sheet
106SS6	½	Bonding locknut, stainless steel ½	NPT threads Stainless steel Case hardened Tiger tooth antivibration Provides positive bonding of fitting to box		TDS000584
107SS6	¾	Bonding locknut, stainless steel ¾			
108SS6	1	Bonding locknut, stainless steel 1			
109SS6	1¼	Bonding locknut, stainless steel 1¼			
110SS6	1½	Bonding locknut, stainless steel 1½			
111SS6	2	Bonding locknut, stainless steel 2			
112SS6	2½	Bonding locknut, stainless steel 2½			
113SS6	3	Bonding locknut, stainless steel 3			
114SS6	3½	Bonding locknut, stainless steel 3½			
115SS6	4	Bonding locknut, stainless steel 4			

Series 14xSL sealing locknut

Part no.	Trade size	Description	Key features	Image	Technical data sheet
141SL	½	Sealing locknut, steel ½	NPT threads Galvanized steel finish Case hardened Tiger tooth antivibration Molded Santoprene seal Watertight and raintight		TDS000xxx
142SL	¾	Sealing locknut, steel ¾			
143SL	1	Sealing locknut, steel 1			
144SL	1¼	Sealing locknut, steel 1¼			
145SL	1½	Sealing locknut, steel 1½			
146SL	2	Sealing locknut, steel 2			
112SS6	2½	Bonding locknut, stainless steel 2½			
113SS6	3	Bonding locknut, stainless steel 3			
114SS6	3½	Bonding locknut, stainless steel 3½			
115SS6	4	Bonding locknut, stainless steel 4			

Series LNB locknuts — nickel-plated brass

Part no.	Trade size	Description	Key features	Image	Technical data sheet
LNB/038	⅜	Nickel-plated brass locknut, ⅜, NPT	NPT and metric threads Nickel-plated brass High UV protection		Adaptaflex Type LNB
LNB/M16		Nickel-plated brass locknut, ⅜, metric			
LNB/050	½	Nickel-plated brass locknut, ½, NPT			
LNB/M20		Nickel-plated brass locknut, ½, metric			
LNB/075	¾	Nickel-plated brass locknut, ¾, NPT			
LNB/M25		Nickel-plated brass locknut, ¾, metric			
LNB/100	1	Nickel-plated brass locknut, 1, NPT			
LNB/M32		Nickel-plated brass locknut, 1, metric			
LNB/125	1¼	Nickel-plated brass locknut, 1¼, NPT			
LNB/M40		Nickel-plated brass locknut, 1¼, metric			
LNB/150	1½	Nickel-plated brass locknut, 1½, NPT			
LNB/M50		Nickel-plated brass locknut, 1½, metric			
LNB/200	2	Nickel-plated brass locknut, 2, NPT			
LNB/M63		Nickel-plated brass locknut, 2, metric			

Accessories

Mesh grips



Mesh grips

Series WMG mesh grips provide strain-relief protection against severe bends and pullout of liquid-tight flexible metallic and non-metallic conduits

Application:

Field-installed strain relief accessory that prevents conduit pull-out

- Provides conduit strain relief between LT fittings and electrical enclosure
- Compatible with all liquid-tight fittings for metallic and non-metallic conduit solutions
- Installed in place of gland nut on straight, 45° and 90° fittings

Features

- Stainless steel 316 mesh for high corrosion protection
- Field-installable accessory to any T&B liquid-tight fitting
- For use on trade sizes $\frac{3}{8}$ to 4"

- For use with the following liquid-tight fittings:

- Series 5200, 5300 (steel)
- Series 5300-HT (steel high temperature)
- Series 5300SST6, 9300SST6 (stainless steel)
- Series 5300SST6-HT, 9300SST6-HT (stainless steel high temperature)
- Series 5300-NB, 9300-NB (nickel-plated brass)
- Series 5200AL (aluminum)
- Series 3700 Type A (steel)
- Series LTxxM Type B (steel)

Conforms to

- UL 514B fittings for cable and conduit
- CSA C22.2, No 18.3 outlet and conduit boxes, fittings and accessories
- RoHS and halogen-free compliant
- UL File: E23018
- CSA File: LR-2884, LR-4484

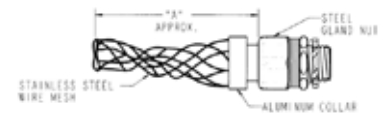
Materials

- Stainless steel 316 mesh
- Steel zinc gland nut
- Aluminum collar



Stainless steel 316 mesh		
Trade size	Thread type	Part no.
$\frac{3}{8}$	All hub thread types	WMG-LT1
$\frac{1}{2}$		WMG-LT2
$\frac{3}{4}$		WMG-LT3
1		WMG-LT4
1 $\frac{1}{4}$		WMG-LT5
1 $\frac{1}{2}$		WMG-LT6
2		WMG-LT7
2 $\frac{1}{2}$		WMG-LT8
3		WMG-LT9
4		WMG-LT10

Dimensions




Part no.	Trade size	Inches		mm	
		A	B	A	B
WMG-LT1	$\frac{3}{8}$	1.16	4.38	29.4	111.1
WMG-LT2	$\frac{1}{2}$	1.38	5.25	34.9	133.4
WMG-LT3	$\frac{3}{4}$	1.66	6.25	42.1	158.8
WMG-LT4	1	1.88	7.50	47.6	190.5
WMG-LT5	1 $\frac{1}{4}$	2.38	9.50	60.3	241.3
WMG-LT6	1 $\frac{1}{2}$	2.75	10.00	69.9	254.0
WMG-LT7	2	3.47	12.50	88.1	317.5
WMG-LT8	2 $\frac{1}{2}$	4.09	13.00	104.0	330.2
WMG-LT9	3	4.75	16.50	120.7	419.1
WMG-LT10	4	6.00	21.50	152.4	546.1


Accessories

Conduit supports and knockout plugs


Conduit supports

Technical data sheet: TDS0000670

Conduit strap — steel	One-hole — steel zinc-plated			Two-hole — steel zinc-plated		
	Trade size	Part no.	Screw size	Trade size	Part no.	Screw size
	½	HS-101	¼	½	HS-901	8
	¾	HS-102	¼	¾	HS-902	10
	1	HS-103	¼	1	HS-903	¼
	1¼	HS-104	⅝ ₁₆	1¼	HS-904	¼
	1½	HS-105	⅜	1½	HS-905	¼
	2	HS-106	⅜	2	HS-906	¼
	2½	HS-107	⅞ ₁₆	2½	HS-907	¼
	3	HS-108	½	3	HS-908	½
	3½	HS-109	½	3½	HS-909	¼
	4	HS-110	½	4	HS-910	¼


Conduit strap — stainless steel	One-hole — stainless steel 316			Two-hole — stainless steel 316		
	Trade size	Part no.	Screw size	Trade size	Part no.	Screw size
	½	HS-101-SS	¼	½	HS-901-SS	8
	¾	HS-102-SS	¼	¾	HS-902-SS	10
	1	HS-103-SS	¼	1	HS-903-SS	¼
	1¼	HS-104-SS	⅝ ₁₆	1¼	HS-904-SS	¼
	1½	HS-105-SS	⅜	1½	HS-905-SS	¼
	2	HS-106-SS	⅜	2	HS-906-SS	¼
	2½	HS-107-SS	⅞ ₁₆	2½	HS-907-SS	¼
	3	HS-108-SS	½	3	HS-908-SS	½
	3½	HS-109-SS	½	3½	HS-909-SS	¼
	4	HS-110-SS	½	4	HS-910-SS	¼

Liquid-tight knockout plugs

Knockout plugs — Neoprene			Series 5700 knockout plugs
	Trade size	Part no.	Key features
	½	5710	No tools needed to install Made of flame-retardant Neoprene Meets UL 514 flammability test and NEMA 3R, 4, 6 and 13 requirements Temperature range: -30 to +105 °C
	¾	5711-TB	
	1	5712	
	1¼	5713	
	1½	5714-TB	
	2	5715	
	2½	5716	
	3	5717-TB	
4	5718		

Accessories

Conduit couplers



Conduit couplers

Female-to-female thread coupler — NPT thread

Materials: Nickel-plated, brass or stainless steel

Nickel-plated		Brass		Stainless steel	
Part no.	NPT thread size (inch)	Part no.	NPT thread size (inch)	Part no.	NPT thread size (inch)
EXN/038/C	3/8	EX/038/C	3/8	EXS/038/C	3/8
EXN/050/C	1/2	EX/050/C	1/2	EXS/050/C	1/2
EXN/075/C	3/4	EX/075/C	3/4	EXS/075/C	3/4
EXN/100/C	1	EX/100/C	1	EXS/100/C	1
EXN/125/C	1 1/4	EX/125/C	1 1/4	EXS/125/C	1 1/4
EXN/150/C	1 1/2	EX/150/C	1 1/2	EXS/150/C	1 1/2
EXN/200/C	2	EX/200/C	2	EXS/200/C	2
EXN/250/C	2 1/2	EX/250/C	2 1/2	EXS/250/C	2 1/2

Female-to-female thread coupler — metric thread

Materials: Nickel-plated, brass or stainless steel

Nickel-plated		Brass		Stainless steel	
Part no.	Metric thread size (mm)	Part no.	Metric thread size (mm)	Part no.	Metric thread size (mm)
EXN/M16/C	16	EX/M16/C	16	EXS/M16/C	16
EXN/M20/C	20	EX/M20/C	20	EXS/M20/C	20
EXN/M25/C	25	EX/M25/C	25	EXS/M25/C	25
EXN/M32/C	32	EX/M32/C	32	EXS/M32/C	32
EXN/M40/C	40	EX/M40/C	40	EXS/M40/C	40
EXN/M50/C	50	EX/M50/C	50	EXS/M50/C	50
EXN/M63/C	63	EX/M63/C	63	EXS/M63/C	63
EXN/M75/C	75	EX/M75/C	75	EXS/M75/C	75

Accessories

Enlargers, reducers and thread converters



Enlargers, reducers and thread converters

Materials: Brass, nickel-plated brass or stainless steel 316

Male external thread	Metric female internal thread							
	M16	M20	M25	M32	M40	M50	M63	M75
Nickel-plated brass								
M16	-	EXN/M16-M20/E	EXN/M16-M25/E	-	-	-	-	-
M20	EXN/M20-M16/R	-	EXN/M20-M25/E	EXN/M20-M32/E	-	-	-	-
M25	EXN/M25-M16/R	EXN/M25-M20/R	-	EXN/M25-M32/E	EXN/M25-M40/E	-	-	-
M32	EXN/M32-M16/R	EXN/M32-M20/R	EXN/M32-M25/R	-	EXN/M32-M40/E	EXN/M32-M50/E	-	-
M40	EXN/M40-M16/R	EXN/M40-M20/R	EXN/M40-M25/R	EXN/M40-M32/R	-	EXN/M40-M50/E	EXN/M40-M63/E	-
M50	EXN/M50-M16/R	EXN/M50-M20/R	EXN/M50-M25/R	EXN/M50-M32/R	EXN/M50-M40/R	-	EXN/M50-M63/E	EXN/M50-M75/E
M63	EXN/M63-M16/R	EXN/M63-M20/R	EXN/M63-M25/R	EXN/M63-M32/R	EXN/M63-M40/R	EXN/M63-M50/R	-	EXN/M63-M75/E
M75	EXN/M75-M16/R	EXN/M75-M20/R	EXN/M75-M25/R	EXN/M75-M32/R	EXN/M75-M40/R	EXN/M75-M50/R	EXN/M75-M63/R	-
NPT 3/8	EXN/038-M16/TC	-	-	-	-	-	-	-
NPT 1/2	EXN/050-M16/TC	EXN/050-M20/TC	EXN/050-M25/TC	-	-	-	-	-
NPT 3/4	EXN/075-M16/TC	EXN/075-M20/TC	EXN/075-M25/TC	EXN/075-M32/TC	-	-	-	-
NPT 1	EXN/100-M16/TC	EXN/100-M20/TC	EXN/100-M25/TC	EXN/100-M32/TC	EXN/100-M40/TC	-	-	-
NPT 1 1/4	EXN/125-M16/TC	EXN/125-M20/TC	EXN/125-M25/TC	EXN/125-M32/TC	EXN/125-M40/TC	EXN/125-M50/TC	-	-
NPT 1 1/2	EXN/150-M16/TC	EXN/150-M20/TC	EXN/150-M25/TC	EXN/150-M32/TC	EXN/150-M40/TC	EXN/150-M50/TC	EXN/150-M63/TC	-
NPT 2	EXN/200-M16/TC	EXN/200-M20/TC	EXN/200-M25/TC	EXN/200-M32/TC	EXN/200-M40/TC	EXN/200-M50/TC	EXN/200-M63/TC	-
NPT 2 1/2	EXN/250-M16/TC	EXN/250-M20/TC	EXN/250-M25/TC	EXN/250-M32/TC	EXN/250-M40/TC	EXN/250-M50/TC	-	-
NPT 3	EXN/300-M16/TC	EXN/300-M20/TC	EXN/300-M25/TC	EXN/300-M32/TC	EXN/300-M40/TC	EXN/300-M50/TC	-	EXN/300-M75/TC

Male external thread	NPT female internal thread							
	NPT 1/2"	NPT 3/4"	NPT 1"	NPT 1 1/4"	NPT 1 1/2"	NPT 2"	NPT 2 1/2"	NPT 3"
Nickel-plated brass								
M16	EXN/M16-050/TC	-	-	-	-	-	-	-
M20	EXN/M20-050/TC	EXN/M20-075/TC	-	-	-	-	-	-
M25	EXN/M25-050/TC	EXN/M25-075/TC	EXN/M25-100/TC	-	-	-	-	-
M32	EXN/M32-050/TC	EXN/M32-075/TC	EXN/M32-100/TC	EXN/M32-125/TC	-	-	-	-
M40	EXN/M40-050/TC	EXN/M40-075/TC	EXN/M40-100/TC	EXN/M40-125/TC	EXN/M40-150/TC	-	-	-
M50	EXN/M50-050/TC	EXN/M50-075/TC	EXN/M50-100/TC	EXN/M50-125/TC	EXN/M50-150/TC	EXN/M50-200/TC	-	-
M63	EXN/M63-050/TC	EXN/M63-075/TC	EXN/M63-100/TC	EXN/M63-125/TC	EXN/M63-150/TC	EXN/M63-200/TC	-	-
M75	EXN/M75-050/TC	EXN/M75-075/TC	EXN/M75-100/TC	EXN/M75-125/TC	EXN/M75-150/TC	EXN/M75-200/TC	-	-
NPT 1/2	-	EXN/050-075/E	-	-	-	-	-	-
NPT 3/4	EXN/075-050/R	-	EXN/075-100/E	-	-	-	-	-
NPT 1	EXN/100-050/R	EXN/100-075/R	-	EXN/100-125/E	-	-	-	-
NPT 1 1/4	EXN/125-050/R	EXN/125-075/R	EXN/125-100/R	-	EXN/125-150/E	-	-	-
NPT 1 1/2	EXN/150-050/R	EXN/150-075/R	EXN/150-100/R	EXN/150-125/R	-	EXN/150-200/E	-	-
NPT 2	EXN/200-050/R	EXN/200-075/R	EXN/200-100/R	EXN/200-125/R	EXN/200-150/R	-	-	-
NPT 2 1/2	EXN/250-050/R	EXN/250-075/R	EXN/250-100/R	EXN/250-125/R	EXN/250-150/R	EXN/250-200/R	-	EXN/250-300/E
NPT 3	EXN/300-050/R	EXN/300-075/R	EXN/300-100/R	EXN/300-125/R	EXN/300-150/R	EXN/300-200/R	EXN/300-250/R	-

* For unplated brass version, remove N from reference, e.g. EX/M20-M16/R

** For stainless steel 316 version, add S to the reference, e.g. EXS/M20-M16/R

Accessories

Grounding tags



Grounding tag — metric

Materials: Brass

Part no.	Diameter (mm)		
	A	B	C
EX/M16/TAG	16.2 / 16.5	6.5 / 7.0	28.0 / 28.5
EX/M20/TAG	20.2 / 20.5	6.5 / 7.0	28.0 / 28.5
EX/M25/TAG	25.2 / 25.7	6.1 / 6.6	30.5 / 31.0
EX/M32/TAG	32.2 / 32.8	12.2 / 12.7	40.0 / 40.5
EX/M40/TAG	40.2 / 40.7	13.0 / 13.5	45.0 / 45.5
EX/M50/TAG	51.0 / 51.5	13.0 / 13.5	58.0 / 58.5
EX/M63/TAG	63.7 / 64.2	13.0 / 13.5	65.0 / 65.5
EX/M75/ TAG	76.4 / 76.9	13.0 / 13.5	75.5 / 76.0

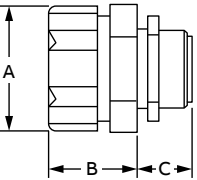
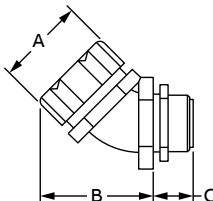
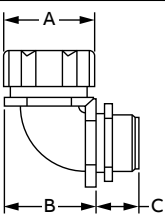
Note: Nickel-plated available upon request.

Technical data

Approximate dimensions

The dimensions in this table cover the following T&B Liquidtight Systems® products:

- Series 5200/5300 steel and malleable iron
- Series 5300-HT steel and malleable iron
- Series 5300-PT steel

Dimensions (approximate)											
Drawing	Trade size			Inches			Millimeters			Weight	
	Inches	Metric	ISO/BS EN	A	B	C	A	B	C	lbs	kg
Series 5200/5300 straight LT fittings											
	3/8	12	16	1 5/32	1 1/2	9/16	29.4	38.1	14.3	0.13	0.06
	1/2	16	20	1 3/8	1 9/16	9/16	34.9	39.7	14.3	0.22	0.10
	3/4	21	25	1 21/32	1 5/8	9/16	42.1	41.3	14.3	0.25	0.11
	1	27	32	1 7/8	2 1/16	3/4	47.6	52.4	19.1	0.38	0.17
	1 1/4	35	40	2 3/32	2 1/2	13/16	53.2	63.5	20.6	0.50	0.23
	1 1/2	41	50	2 23/32	2 11/16	13/16	69.1	68.3	20.6	0.93	0.42
	2	53	63	3 1/4	3 3/16	7/8	82.6	77.8	22.2	1.38	0.62
2 1/2	63	70	3 3/4	4 3/8	1	95.3	104.8	25.4	3.25	1.47	
3	78	80	4 1/2	4 3/4	1	114.3	108.0	25.4	4.38	1.98	
4	103	100	5 1/2	4 1/2	1 1/8	139.7	114.3	28.6	7.52	3.41	
5	129	120	8 3/4	7	1 7/8	222.3	177.8	47.6	25.00	11.34	
6	155	140	8 3/4	8 1/2	2	222.3	215.9	50.8	27.00	12.25	
Series 5200/5300 45° LT fittings											
	3/8	12	16	1 5/32	1 9/16	9/16	29.4	39.7	14.3	0.18	0.08
	1/2	16	20	1 3/8	1 7/8	9/16	34.9	73.0	14.3	0.33	0.15
	3/4	21	25	1 21/32	2 1/8	9/16	42.1	54.0	14.3	0.38	0.17
	1	27	32	1 7/8	2 1/4	3/4	47.6	57.2	19.1	0.54	0.24
	1 1/4	35	40	2 3/32	2 3/4	13/16	53.2	69.9	20.6	0.98	0.44
	1 1/2	41	50	2 23/32	3 3/8	13/16	69.1	85.7	20.6	1.21	0.55
	2	53	63	3 1/4	3 7/8	7/8	82.6	98.4	22.2	2.19	0.99
2 1/2	63	70	3 3/4	4 1/4	1	95.3	108.0	25.4	5.95	2.70	
3	78	80	4 1/2	4 3/4	1	114.3	108.0	25.4	7.75	3.52	
4	103	100	5 1/2	4 1/2	1 1/8	139.7	114.3	28.6	11.00	4.99	
Series 5200/5300 90° LT fittings											
	3/8	12	16	1 5/32	1 3/8	9/16	29.4	34.9	14.3	0.21	0.10
	1/2	16	20	1 3/8	1 9/16	9/16	34.9	39.7	14.3	0.29	0.13
	3/4	21	25	1 21/32	1 3/4	9/16	42.1	44.5	14.3	0.37	0.17
	1	27	32	1 7/8	2 3/16	3/4	47.6	55.6	19.1	0.66	0.30
	1 1/4	35	40	2 3/32	2 3/4	13/16	53.2	69.9	20.6	1.19	0.54
	1 1/2	41	50	2 23/32	2 15/16	13/16	69.1	74.6	20.6	1.55	0.70
	2	53	63	3 1/4	3 7/16	7/8	82.6	87.3	22.2	2.77	1.26
2 1/2	63	70	3 3/4	8 7/8	1	95.3	225.4	25.4	8.60	3.90	
3	78	80	4 1/2	10 1/4	1	114.3	260.4	25.4	12.86	5.83	
4	103	100	5 1/2	12 5/8	1 1/8	139.7	320.7	28.6	20.94	9.50	

Note:

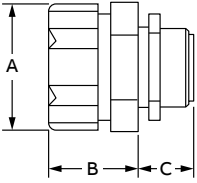
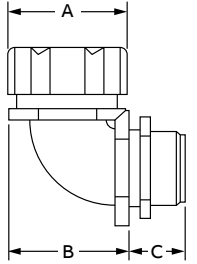
- Dimensions for reference only.
- Product must be installed in accordance with applicable national and local electrical codes.

Technical data

Approximate dimensions

The dimensions in this table cover the following T&B Liquidtight Systems® products:

- Series 5200AL aluminum

Dimensions (approximate)												
Drawing	Trade size			Inches			Millimeters			Weight		
	Inches	Metric	ISO/BS EN	A	B	C	A	B	C	lbs	kg	
Series 5200AL straight LT fittings												
	3/8	12	16	1 5/32	1 5/16	9/16	29.4	23.8	14.3	0.07	0.03	
	1/2	16	20	1 3/8	1	9/16	34.9	25.4	14.3	0.08	0.04	
	3/4	21	25	1 21/32	1 1/16	9/16	42.1	27.0	14.3	0.12	0.06	
	1	27	32	1 7/8	1 5/16	3/4	47.6	33.3	19.1	0.21	0.09	
	1 1/4	35	40	2 3/32	1 11/16	13/16	53.2	42.9	20.6	0.34	0.15	
	1 1/2	41	50	2 23/32	1 7/8	13/16	69.1	47.6	20.6	0.39	0.17	
	2	53	63	3 1/4	2 3/16	7/8	82.6	55.6	22.2	0.60	0.27	
	2 1/2	63	70	3 3/4	3 3/8	1	95.3	79.4	25.4	1.50	0.68	
	3	78	80	4 1/2	3 3/4	1	114.3	82.6	25.4	1.70	0.77	
4	103	100	5 1/2	3 3/8	1 1/8	139.7	85.7	28.6	3.00	1.36		
Series 5200AL 90° LT fittings												
	3/8	12	16	1 5/32	1 3/8	9/16	29.4	34.9	14.3	0.09	0.04	
	1/2	16	20	1 3/8	1 9/16	9/16	34.9	39.7	14.3	0.13	0.06	
	3/4	21	25	1 21/32	1 3/4	9/16	42.1	44.5	14.3	0.17	0.07	
	1	27	32	1 7/8	2 3/16	3/4	47.6	55.6	19.1	0.26	0.12	
	1 1/4	35	40	2 3/32	2 3/4	13/16	53.2	69.9	20.6	0.50	0.23	
	1 1/2	41	50	2 23/32	2 15/16	13/16	69.1	74.6	20.6	0.57	0.26	
	2	53	63	3 1/4	3 7/16	7/8	82.6	87.3	22.2	1.00	0.45	
	2 1/2	63	70	-	-	-	-	-	-	-	-	-
	3	78	80	-	-	-	-	-	-	-	-	-
4	103	100	-	-	-	-	-	-	-	-	-	

Note:

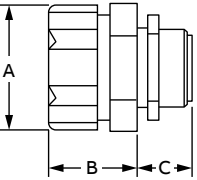
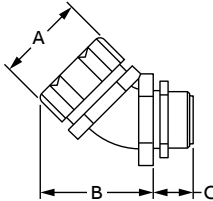
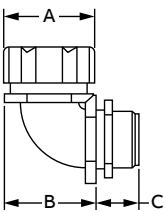
- Dimensions for reference only.
- Product must be installed in accordance with applicable national and local electrical codes.

Technical data

Approximate dimensions

The dimensions in this table cover the following T&B Liquidtight Systems® products:

- Series 5300SST6 stainless steel 316
- Series 5300SST6-FB stainless steel 316
- Series 5300SST6HT stainless steel 316

Dimensions (approximate)											
Drawing	Trade size			Inches			Millimeters			Weight	
	Inches	Metric	ISO/BS EN	A	B	C	A	B	C	lbs	kg
Series 5300SST6 Straight LT fittings — NPT threads											
	3/8	12	16	1 1/8	1	1/2	28.5	25.4	12.7	0.09	0.04
	1/2	16	20	1 9/32	1	9/16	32.6	25.4	14.3	0.17	0.08
	3/4	21	25	1 19/32	1 1/16	9/16	40.5	27.0	14.3	0.24	0.11
	1	27	32	1 13/16	1 5/16	3/4	46.5	33.3	19.1	0.36	0.17
	1 1/4	35	40	2 13/16	1 11/16	13/16	56.2	42.9	20.6	0.65	0.29
	1 1/2	41	50	2 1/2	1 7/8	13/16	63.7	47.6	20.6	0.75	0.34
	2	53	63	3	2 3/16	7/8	76.6	55.6	22.2	0.98	0.45
	2 1/2	63	70	—	—	—	—	—	—	—	—
3	78	80	—	—	—	—	—	—	—	—	—
4	103	100	—	—	—	—	—	—	—	—	—
Series 5300SST6 45° LT fittings — NPT threads											
	3/8	12	16	1 1/8	1 1/16	1/2	28.5	39.7	12.7	0.18	0.08
	1/2	16	20	1 9/32	1 7/8	9/16	32.6	43.0	14.3	0.23	0.11
	3/4	21	25	1 19/32	2 1/8	9/16	40.5	54.0	14.3	0.32	0.15
	1	27	32	1 13/16	2 1/4	3/4	46.5	57.2	19.1	0.59	0.27
	1 1/4	35	40	2 13/16	2 3/4	13/16	56.2	69.9	20.6	0.78	0.35
	1 1/2	41	50	2 1/2	3 3/8	13/16	63.7	85.7	20.6	1.09	0.49
	2	53	63	3	3 7/8	7/8	76.6	98.4	22.2	2.55	1.16
	2 1/2	63	70	—	—	—	—	—	—	—	—
3	78	80	—	—	—	—	—	—	—	—	—
4	103	100	—	—	—	—	—	—	—	—	—
Series 5300SST6 90° LT fittings — NPT threads											
	3/8	12	16	1 1/8	1 3/8	1/2	28.5	34.9	12.7	0.21	0.10
	1/2	16	20	1 9/32	1 9/16	9/16	32.6	39.7	14.3	0.37	0.17
	3/4	21	25	1 19/32	1 3/4	9/16	40.5	44.5	14.3	0.52	0.24
	1	27	32	1 13/16	2 3/16	3/4	46.5	55.6	19.1	0.79	0.36
	1 1/4	35	40	2 13/16	2 3/4	13/16	56.2	69.9	20.6	1.26	0.57
	1 1/2	41	50	2 1/2	2 15/16	13/16	63.7	74.6	20.6	1.75	0.79
	2	53	63	3	3 7/16	7/8	76.6	87.3	22.2	3.30	1.50
	2 1/2	63	70	—	—	—	—	—	—	—	—
3	78	80	—	—	—	—	—	—	—	—	—
4	103	100	—	—	—	—	—	—	—	—	—

Note:

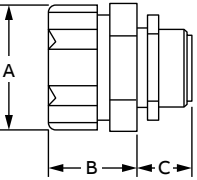
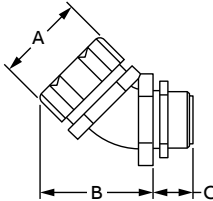
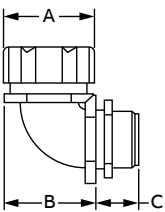
- Dimensions for reference only.
- Product must be installed in accordance with applicable national and local electrical codes.

Technical data

Approximate dimensions

The dimensions in this table cover the following T&B Liquidtight Systems® products:

- Series 5300-NB nickel-plated brass

Dimensions (approximate)											
Drawing	Trade size			Inches			Millimeters			Weight	
	Inches	Metric	ISO/BS EN	A	B	C	A	B	C	lbs	kg
Series 5300-NB and 9300-NB straight LT fittings — NPT and metric threads											
	3/8	12	16	1 1/8	1	1/2	28.5	25.4	12.7	0.11	0.05
	1/2	16	20	1 9/32	1	9/16	32.6	25.4	14.3	0.19	0.08
	3/4	21	25	1 19/32	1 1/16	9/16	40.5	27.0	14.3	0.27	0.12
	1	27	32	1 13/16	1 5/16	3/4	46.5	33.3	19.1	0.41	0.19
	1 1/4	35	40	2 13/16	1 11/16	13/16	56.2	42.9	20.6	0.73	0.33
	1 1/2	41	50	2 1/2	1 7/8	13/16	63.7	47.6	20.6	0.85	0.39
	2	53	63	3	2 3/16	7/8	76.6	55.6	22.2	1.11	0.51
	2 1/2	63	70	4 1/8	2 5/8	1 13/32	105.0	66.5	36.0	5.7	2.0
Series 5300-NB and 9300-NB 45° LT fittings — NPT and metric threads											
	3/8	12	16	1 1/8	1 9/16	1/2	28.5	39.7	12.7	0.20	0.09
	1/2	16	20	1 9/32	1 7/8	9/16	32.6	43.0	14.3	0.25	0.11
	3/4	21	25	1 19/32	2 1/8	9/16	40.5	54.0	14.3	0.35	0.16
	1	27	32	1 13/16	2 1/4	3/4	46.5	57.2	19.1	0.64	0.29
	1 1/4	35	40	2 13/16	2 3/4	13/16	56.2	69.9	20.6	0.86	0.39
	1 1/2	41	50	2 1/2	3 3/8	13/16	63.7	85.7	20.6	1.19	0.54
	2	53	63	3	3 7/8	7/8	76.6	98.4	22.2	2.68	1.22
	2 1/2	63	70	-	-	-	-	-	-	-	-
Series 5300-NB and 9300-NB 90° LT fittings — NPT and metric threads											
	3/8	12	16	1 1/8	1 3/8	1/2	28.5	34.9	12.7	0.21	0.10
	1/2	16	20	1 9/32	1 9/16	9/16	32.6	39.7	14.3	0.37	0.17
	3/4	21	25	1 19/32	1 3/4	9/16	40.5	44.5	14.3	0.52	0.24
	1	27	32	1 13/16	2 3/16	3/4	46.5	55.6	19.1	0.79	0.36
	1 1/4	35	40	2 13/16	2 3/4	13/16	56.2	69.9	20.6	1.26	0.57
	1 1/2	41	50	2 1/2	2 15/16	13/16	63.7	74.6	20.6	1.75	0.79
	2	53	63	3	3 1/16	7/8	76.6	87.3	22.2	3.30	1.50
	2 1/2	63	70	-	-	-	-	-	-	-	-

- Note:
- Dimensions for reference only.
 - Product must be installed in accordance with applicable national and local electrical codes.

Technical data

Approximate dimensions

Liquid-tight flexible metal conduits

T&B liquid-tight flexible metallic conduits are all designed to UL 360 ID and OD dimensions to ensure coordinated performance with Series 52/53 T&B liquid-tight fittings.



Part no.	Trade size			Inches				Millimeters			
	UL	CSA	ISO/BS EN	Inside (ID)		Outside (OD)		Inside (ID)		Outside (OD)	
	Inches	mm	mm	Min	Max	Min	Max	Min	Max	Min	Max
LTxxS01x-*	3/8	12	16	0.484	0.504	0.690	0.710	12.3	12.8	17.5	18.0
LTxxS02x-*	1/2	16	20	0.622	0.642	0.820	0.840	15.8	16.3	20.8	21.3
LTxxS03x-*	3/4	21	25	0.820	0.840	1.030	1.050	20.8	21.3	26.2	26.7
LTxxS04x-*	1	27	32	1.041	1.066	1.290	1.315	26.4	27.1	32.8	33.4
LTGxx05x-*	1 1/4	35	40	1.380	1.410	1.630	1.660	35.1	35.8	41.4	42.2
LTxxS06x-*	1 1/2	41	50	1.575	1.600	1.865	1.900	40.0	40.6	47.4	48.3
LTxxS07x-*	2	53	63	2.020	2.045	2.340	2.375	51.3	51.9	59.4	60.3
LTxxS08x-*	2 1/2	63	70	2.480	2.505	2.840	2.875	63.0	63.6	72.1	73.0
LTxxS09x-*	3	78	80	3.070	3.100	3.460	3.500	78.0	78.7	87.9	88.8
LTxxS11x-*	4	103	100	4.000	4.040	4.460	4.500	101.6	102.6	113.3	114.3
LTxxS12x-*	5	129	-	4.975	5.035	5.505	5.565	126.4	127.9	139.8	141.4
LTxxS13x-*	6	155	-	6.015	6.075	6.565	6.625	152.8	154.3	166.8	168.3

Fitting entry knockout dimensions

T&B liquid-tight flexible metallic conduit fittings

Through-hole and knockout dimensions for liquid-tight fittings

NPT				ISO metric			
Trade size	Actual hole diameter			Trade size	Actual hole diameter		
	Inches	Inches	mm		Max	Min	Max
3/8				M16	-	0.638	16.2
1/2	7/8	0.885	22.5	M20	-	0.803	20.4
3/4	-	1.115	28.3	M25	1	1.000	25.4
1	-	1.362	34.6	M32	-	1.280	32.5
1 1/4	1 11/16	1.701	43.2	M40	-	1.595	40.5
1 1/2	1 15/16	1.951	49.6	M50	2	2.000	50.8
2	2 3/8	2.416	61.5	M63	2 1/2	2.500	63.5
2 1/2	2 7/8	2.914	74.0	-	-	-	-
3	3 1/2	3.539	89.9	-	-	-	-
4	4 1/2	4.544	115.4	-	-	-	-
5	-5/8	5.675	144.1	-	-	-	-
6	-	6.813	173.1	-	-	-	-

Technical data

Approximate dimensions

Type A liquid-tight fittings

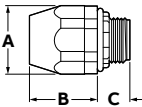
The dimensions in this table cover the following T&B Liquidtight Systems® products:

- Series 6300SST stainless steel

Series 630xSST type A stainless steel fittings

Straight fittings

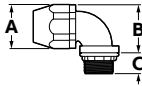
Dimensions (approximate)

Drawing	Trade size			Inches			Millimeters			Weight	
	UL	CSA	ISO/BS EN	A	B	C	A	B	C	lbs	kg
	Inches	mm	mm								
	1/2	16	20	1 7/32	1 9/16	39/64	30.7	39.8	15.4	0.28	0.13
	3/4	21	25	1 1/2	1 19/32	5/8	37.9	40.3	15.7	0.40	0.18
	1	27	32	1 25/32	1 25/32	49/64	45.1	45.1	19.6	0.62	0.28
	1 1/4	35	40	2 15/64	2 27/32	51/64	56.6	46.6	20.2	1.66	0.75

Series 632xSST type A stainless steel fitting

90° fittings

Dimensions (approximate)

Drawing	Trade size			Inches			Millimeters			Weight	
	UL	CSA	ISO/BS EN	A	B	C	A	B	C	lbs	kg
	Inches	mm	mm								
	1/2	16	20	1 3/8	1 21/32	39/64	34.9	42.0	15.4	0.38	0.17
	3/4	21	25	1 21/32	1 63/64	5/8	43.2	50.1	15.7	0.56	0.25
	1	27	32	2	2 5/16	49/64	50.8	58.4	19.6	0.90	0.41

Technical data

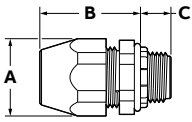
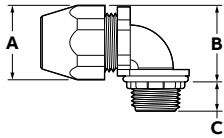
Approximate dimensions

Type A liquid-tight fittings

The dimensions in this table cover the following T&B Liquidtight Systems® products:

- Series 6300 non-metallic

Dimensions (approximate)

Drawing	Part no.	Trade size			NPT thread	Inches			Millimeters			Weight	
		Inches	mm	ISO/ BS EN	Size	A	B	C	A	B	C	lbs	kg
	6302	½	16	20	½	1½	1 ¹¹ / ₁₆	¹⁹ / ₃₂	38.1	42.9	0.079	0.10	0.05
	6303	¾	21	25	¾	1¾	1 ²⁷ / ₃₂	⁵ / ₈	44.5	46.8	15.9	0.15	0.07
	6304	1	27	32	1	²³ / ₃₂	²⁹ / ₃₂	²⁵ / ₃₂	53.2	23	19.8	0.23	0.10
	6305	1¼	35	40	1¼	2 ²¹ / ₃₂	2 ⁵ / ₁₆	¹¹ / ₁₆	67.5	58.7	17.5	0.47	0.21
	6322	½	16	20	½	1½	¹⁹ / ₁₆	¹⁹ / ₃₂	38.1	39.7	0.079	0.14	0.06
	6323	¾	21	25	¾	1¾	1¾	⁵ / ₈	44.5	44.5	15.9	0.23	0.11
	6324	1	27	32	1	2 ³ / ₃₂	1 ²⁵ / ₃₂	² / ₃₂	53.2	45.2	19.8	0.34	0.16
	6325-TB	1¼	35	40	1¼	2 ²¹ / ₃₂	2 ¹ / ₈	¹¹ / ₁₆	67.5	54.0	17.5	0.70	0.32

Note: Product must be installed in accordance with applicable national and local electrical codes.

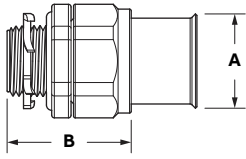
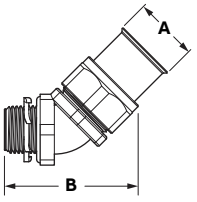
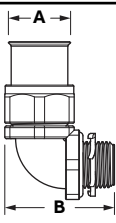
Technical data

Approximate dimensions

Type A liquid-tight fittings

The dimensions in this table cover the following T&B Liquidtight Systems® products:

- Series 3700 steel Type A

Dimensions (approximate)									
Drawing	Part no.	Trade size			NPT thread		A	B	Weight
		Inches	mm	ISO/BS EN	Size	inches (mm)	inches (mm)	lbs (kg)	
	3720-TB*	3/8	10	15	3/8	1 5/32 (29.5)	2 (50.8)	0.18 (0.08)	
	3721-TB	1/2	16	20	1/2	1 3/8 (35.1)	2 1/8 (54.1)	0.23 (0.10)	
	3722-TB	3/4	21	25	3/4	1 5/8 (41.4)	2 1/4 (57.15)	0.30 (0.14)	
	3723	1	27	32	1	1 7/8 (47.8)	2 1/2 (63.5)	0.51 (0.23)	
	3724-TB	1 1/4	35	40	1 1/4	2 3/8 (60.5)	2 (50.8)	0.76 (0.34)	
	3725	1 1/2	41	50	1 1/2	2 3/4 (69.9)	3 3/8 (85.9)	1.32 (0.60)	
	3726	2	53	60	2	3 17/32 (89.7)	3 5/8 (92.2)	2.28 (1.03)	
	3730-TB*	3/8	10	15	3/8	1 5/32 (29.5)	2 13/32 (61.2)	0.20 (0.09)	
	3731-TB	1/2	16	20	1/2	1 3/8 (35.1)	2 9/16 (65.0)	0.40 (0.18)	
	3732	3/4	21	25	3/4	1 5/8 (41.4)	3 (76.2)	0.54 (0.24)	
	3733-TB	1	27	32	1	1 7/8 (47.8)	3 1/2 (88.9)	0.66 (0.30)	
	3734-TB	1 1/4	35	40	1 1/4	2 3/8 (60.5)	4 1/8 (104.9)	1.15 (0.52)	
	3735-TB	1 1/2	41	50	1 1/2	2 3/4 (69.9)	4 7/8 (124.0)	1.70 (0.77)	
	3736	2	53	60	2	3 17/32 (89.7)	5 1/2 (139.7)	2.70 (1.22)	
	3740*	3/8	10	15	3/8	1 5/32 (29.5)	1 5/8 (41.4)	0.27 (0.12)	
	3741	1/2	16	20	1/2	1 3/8 (35.1)	1 3/4 (44.5)	0.35 (0.16)	
	3742	3/4	21	25	3/4	1 5/8 (41.4)	2 1/4 (57.2)	0.48 (0.22)	
	3743-TB	1	27	32	1	1 7/8 (47.8)	2 9/16 (65.0)	0.73 (0.33)	
	3744-TB	1 1/4	35	40	1 1/4	2 3/8 (60.5)	3 3/4 (82.6)	1.37 (0.62)	
	3745	1 1/2	41	50	1 1/2	2 3/4 (69.9)	3 1/2 (88.9)	1.75 (0.79)	
	3746-TB	2	53	60	2	3 17/32 (89.7)	4 3/8 (104.9)	3.20 (1.45)	

Note: Product must be installed in accordance with applicable national and local electrical codes.

* Not UL listed

Technical data

Approximate dimensions

Liquid-tight flexible non-metallic conduits, Type A

T&B liquid-tight flexible non-metallic Type A conduits are all designed to UL 1660 ID and OD dimensions to ensure coordinated performance with Series 6300/6300SST T&B Liquidtight Systems® Type A fittings



Part no.	Trade size			Inches				Millimeters			
	UL	CSA	ISO/BS EN	Inside (ID)		Outside (OD)		Inside (ID)		Outside (OD)	
	Inches	mm	mm	Min	Max	Min	Max	Min	Max	Min	Max
TYPEA38-250	3/8	12	16	0.485	0.505	0.755	0.774	12.3	12.8	19.2	19.7
TYPEAx50x-100	1/2	16	20	0.620	0.640	0.910	0.930	15.7	16.3	23.1	23.6
TYPEAx75x-100	3/4	21	25	0.815	0.835	1.150	1.170	20.7	21.2	29.2	29.7
TYPEAx100x-100	1	27	32	1.030	1.055	1.415	1.440	26.2	26.8	35.9	36.6
TYPEAx125x-100	1 1/4	35	40	1.370	1.395	1.800	1.825	34.8	35.4	45.7	46.4
TYPEAx150x-50	1 1/2	41	50	1.585	1.620	2.045	2.080	40.3	41.1	51.9	52.8
TYPEAx200x-50	2	53	63	2.045	2.080	2.605	2.640	51.9	52.8	66.2	67.1

For Type A blue antimicrobial conduit, add "F" and "L" to catalog number. Ex: TypeAF50L-100

Fitting entry knockout dimensions

T&B liquid-tight flexible metallic conduit fittings

Through-hole and knockout dimensions for liquid-tight fittings

NPT				ISO metric			
Trade size	Actual hole diameter			Trade size	Actual hole diameter		
	Inches	Inches	mm		Max	Min	Max
3/8				M16	–	0.638	16.2
1/2	3/8	0.885	22.5	M20	–	0.803	20.4
3/4	–	1.115	28.3	M25	1	1.000	25.4
1	–	1.362	34.6	M32	–	1.280	32.5
1 1/4	1 11/16	1.701	43.2	M40	–	1.595	40.5
1 1/2	1 15/16	1.951	49.6	M50	2	2.000	50.8
2	2 3/8	2.416	61.5	M63	2 1/2	2.500	63.5
2 1/2	2 7/8	2.914	74.0	–	–	–	–
3	3 1/2	3.539	89.9	–	–	–	–
4	4 1/2	4.544	115.4	–	–	–	–
5	5 3/8	5.675	144.1	–	–	–	–
6	–	6.813	173.1	–	–	–	–

Technical data

Approximate dimensions

Type B liquid-tight fittings

The dimensions in this table cover the following T&B Liquidtight Systems® products:

- Series LTxxP Bullet® non-metallic

Dimensions (approximate)				Dimensions				
Drawing	Part no.**	Trade size	A	B	C	D	E	F**
			Inches ±0.15 (mm) ±0.40	Inches ±0.15 (mm) ±0.90	Inches ±0.15 (mm) ±0.40	min. Inches (mm)	Thread NPT (ISO)	approx. Inches (mm)
LT38P series straight fittings								
	LT38P (-ISO20)	3/8	0.570 (14.48)	1.595 (40.51)	1.354 (34.39)	0.417 (10.59)	1/2-14 (20)	-
	LT50P (-ISO20)	1/2	0.570 (14.48)	1.636 (41.55)	1.448 (36.78)	0.550 (13.97)	1/2-14 (20)	-
	LT75P (-ISO25)	3/4	.582 (14.78)	1.757 (44.63)	1.740 (44.20)	0.740 (18.80)	3/4-14 (25)	-
	LT100P	1	0.726 (18.44)	1.923 (48.84)	2.068 (52.53)	0.940 (23.88)	1-11 1/2	-
	LT125P	1 1/4	0.750 (19.05)	2.164 (54.97)	2.494 (63.35)	1.257 (31.93)	1 1/4-11 1/2	-
	LT150P	1 1/2	0.767 (19.48)	2.353 (59.77)	2.784 (70.71)	1.453 (36.91)	1 1/2-11 1/2	-
	LT200P	2	0.794 (20.17)	2.605 (66.17)	3.362 (85.39)	1.883 (47.83)	2-11 1/2	-
LT38P series 45° fittings								
	LT438P	3/8	0.570 (14.48)	2.012 (51.10)	1.354 (34.39)	0.417 (10.59)	1/2-14 (20)	1.534 (38.96)
	LT450P	1/2	0.570 (14.48)	2.092 (53.14)	1.448 (36.78)	0.550 (13.97)	1/2-14 (20)	1.590 (40.39)
	LT475P	3/4	0.582 (14.78)	2.452 (62.28)	1.740 (44.20)	0.740 (18.80)	3/4-14 (25)	1.821 (46.25)
	LT4100P	1	0.726 (18.44)	2.684 (68.17)	2.068 (52.53)	0.940 (23.88)	1-11 1/2	2.034 (51.66)
	LT4125P	1 1/4	0.750 (19.05)	3.264 (82.91)	2.494 (63.35)	1.257 (31.93)	1 1/4-11 1/2	2.385 (60.58)
	LT4150P	1 1/2	0.767 (19.48)	3.605 (91.57)	2.784 (70.71)	1.453 (36.91)	1 1/2-11 1/2	2.604 (66.14)
	LT4200P	2	0.794 (20.17)	4.210 (106.93)	3.362 (85.39)	1.883 (47.83)	2-11 1/2	3.050 (77.47)
	LT38P series 90° fittings							
	LT938P (-ISO20)	3/8	0.570 (14.48)	1.380 (35.05)	1.354 (34.39)	0.417 (10.59)	1/2-14 (20)	1.880 (47.75)
	LT950P (-ISO20)	1/2	0.570 (14.48)	1.489 (37.82)	1.448 (36.78)	0.550 (13.97)	1/2-14 (20)	1.986 (50.44)
	LT975P (-ISO25)	3/4	0.582 (14.78)	1.790 (45.47)	1.740 (44.20)	0.740 (18.80)	3/4-14 (25)	2.212 (56.18)
	LT9100P	1	0.726 (18.44)	2.104 (53.44)	2.068 (52.53)	0.940 (23.88)	1-11 1/2	2.508 (63.70)
	LT9125P	1 1/4	0.750 (19.05)	2.564 (65.13)	2.494 (63.35)	1.257 (31.93)	1 1/4-11 1/2	2.856 (72.54)
	LT9150P	1 1/2	0.767 (19.48)	2.854 (72.49)	2.784 (70.71)	1.453 (36.91)	1 1/2-11 1/2	3.144 (79.86)
	LT9200P	2	0.794 (20.17)	3.432 (87.17)	3.362 (85.39)	1.883 (47.83)	2-11 1/2	3.675 (93.34)

Note: Product must be installed in accordance with applicable national and local electrical codes.

** Fittings with ISO threads will have the ISO threaded suffix as part of the catalog number. (Example: LT938PISO20)

* After assembly

Technical data

Approximate dimensions

Type B liquid-tight fittings

The dimensions in this table cover the following T&B Liquidtight Systems® products:

- Series LTxx-P-QC Bullet® Quick-Connect™

Dimensions (approximate)									
Drawing	Part no.*	Trade size	A	B	C	D	E	Hole size	
			Inches ±0.15 (mm) ±0.40	Inches (mm)	Inches ±0.15 (mm) ±0.40	Inches (mm)	Inches min. (mm)	min.	max.
LT38P-QC series straight fittings									
	LT38P-QC-X**	⅜	0.393 (10.00)	2.61 (66.51)	1.075 (27.30)	0.978 (24.84)	0.409 (10.40)	0.695 (17.65)	0.742 (18.85)
	LT50P-QC-X	½	0.393 (10.00)	2.57 (65.44)	1.244 (31.60)	1.135 (28.84)	0.541 (13.75)	0.860 (21.84)	0.902 (23.01)
	LT75P-QC-X	¾	0.393 (10.00)	2.81 (71.55)	1.437 (36.50)	1.327 (33.70)	0.700 (17.80)	1.094 (27.78)	1.141 (28.98)
	LT100P-QC-X	1	0.393 (10.00)	3.03 (77.16)	1.772 (45.00)	1.642 (41.70)	0.954 (24.25)	1.359 (34.51)	1.406 (35.71)

Note: Product must be installed in accordance with applicable national and local electrical codes.

These connectors are certified as components and intended to be used in electrical equipment, where the suitability is determined in the end use application.

* Replace the "X" of the part number by one of the following: B = black (RAL 9005), G = gray (RAL 7001), LG = light gray (RAL 7035)

** UL component recognized

Removal tool

- Push from inside the enclosure using this tool to easily remove the Bullet Quick-Connect fitting.
- Sold separately (light gray plastic , RAL 7035)

Product selection		
Drawing	Part no	Standard size (NPT)
	NPG-038-RT	⅜
	NPG-050-RT	½
	NPG-075-RT	¾
	NPG-100-RT	1

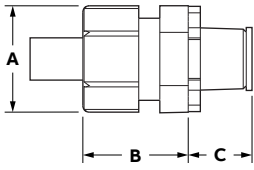
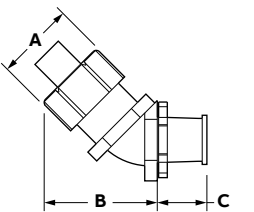
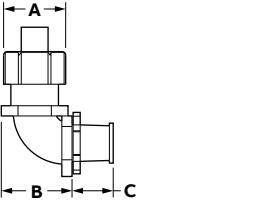
Technical data

Approximate dimensions

Type B liquid-tight fittings

The dimensions in this table cover the following T&B Liquidtight Systems® products:

- Series LTxxM Bullet® steel

Dimensions (approximate)											
Drawing	Trade size			Inches			Millimeters			Weight	
	Inches	Metric	ISO/BS EN	A	B	C	A	B	C	lbs	kg
Bullet steel liquid-tight straight fittings											
	3/8	12	16	1 3/20	1	9/16	29.2	23.9	14.2	0.12	0.05
	1/2	16	20	1 3/8	1	9/16	34.8	25.4	14.2	0.15	0.06
	3/4	21	25	1 13/20	1	5/8	41.9	25.4	15.7	0.21	0.09
	1	27	32	1 7/8	1 1/8	3/4	47.5	33.3	19.1	0.35	0.15
	1 1/4	35	40	2 3/8	1 3/8	4/5	60.2	42.9	20.6	0.56	0.25
	1 1/2	41	50	2 3/4	1 7/8	4/5	69.9	47.5	20.6	0.91	0.41
	2	53	63	3 1/2	2 1/4	4/5	87.9	57.2	20.6	1.50	0.68
Bullet steel liquid-tight 45° fittings											
	3/8	12	16	1 3/20	2	9/16	29.2	49.8	14.2	0.14	0.06
	1/2	16	20	1 3/8	1 7/8	9/16	34.8	47.5	14.2	0.31	0.14
	3/4	21	25	1 13/20	2 1/8	9/16	41.9	53.8	14.2	0.42	0.19
	1	27	32	1 7/8	2 1/4	4/5	47.5	57.2	20.6	0.52	0.23
	1 1/4	35	40	2 3/8	2 3/4	4/5	60.2	69.9	20.6	1.00	0.45
	1 1/2	41	50	2 3/4	2 3/4	4/5	69.9	69.9	20.6	0.08	0.03
	2	53	63	3 1/2	3 3/8	7/8	87.9	98.3	22.1	1.60	0.72
Bullet steel liquid-tight 90° fittings											
	3/8	12	16	1 3/20	1 5/16	5/8	29.2	33.3	15.7	0.19	0.08
	1/2	16	20	1 3/8	1 7/16	5/8	34.8	36.3	15.7	0.28	0.12
	3/4	21	25	1 13/20	1 3/4	5/8	41.9	44.5	15.7	0.35	0.15
	1	27	32	1 7/8	2	4/5	47.5	49.0	20.6	0.59	0.26
	1 1/4	35	40	2 3/8	2 1/2	4/5	60.2	63.5	20.6	1.14	0.51
	1 1/2	41	50	2 3/4	2 5/8	4/5	69.9	71.4	20.6	1.49	0.67
	2	53	63	3 1/2	3 1/2	7/8	87.9	88.9	22.1	2.50	1.13

Note: Product must be installed in accordance with applicable national and local electrical codes.

Technical data

Approximate dimensions

Type B liquid-tight fittings

The dimensions in this table cover the following T&B Liquidtight Systems® products:

- Series LN non-metallic



Straight fittings

Drawing	Part no.	Trade size (in.)	Std. ctn. qty.	Std. ctn. wt. (lb.)	Thread size (NPT)	Dimensions (in.)		
						A	D	E
	LN43DA	½	100	2.8	14	0.56	1.34	1.19
	LN43EA	¾	50	2.2	14	0.56	1.63	1.44
	LN43FA	1	25	3	11-½	0.69	1.99	1.75



90° fittings

Drawing	Part no.	Trade size (in.)	Std. ctn. qty.	Std. ctn. wt. (lb.)	Thread size (NPT)	Dimensions (in.)				
						A	B	C	D	E
	LN20DA	½	100	4.3	14	0.56	1.50	1.99	1.34	1.19
	LN20EA	¾	50	3.1	14	0.56	1.73	2.25	1.63	1.44
	LN20FA	1	25	3.2	11-½	0.69	1.86	2.58	1.99	1.75

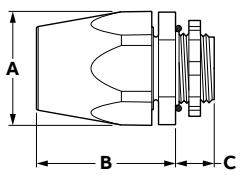
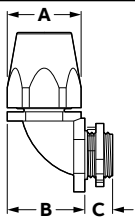
Technical data

Approximate dimensions

Type B liquid-tight fittings

The dimensions in this table cover the following T&B Liquidtight Systems® products:

- Series LT43 non-metallic

Dimensions (approximate)											
Drawing	Trade size			Inches			Millimeters			Weight	
	Inches	Metric	ISO/BS EN	A	B	C	A	B	C	lbs	kg
Carflex® Type B LT straight fittings — NPT threads											
	3/8	12	16	1 3/8	1	1/2	35.6	26.7	13.9	0.09	0.04
	1/2	16	20	1 3/8	1	1/2	35.6	26.9	14.2	0.08	0.04
	3/4	21	25	1 11/16	1 3/8	1/2	43.4	33.5	14.2	0.13	0.06
	1	27	32	2	1 1/2	3/4	51.8	38.1	17.8	0.16	0.07
	1 1/4	35	40	2 1/2	1 3/8	1 1/16	63.5	29.5	18.0	0.27	0.12
	1 1/2	41	50	2 3/4	1 3/8	3/4	70.6	34.5	19.1	0.33	0.15
	2	53	63	3 3/8	1 1/2	7/8	84.6	36.8	23.1	0.41	0.19
Carflex® one-piece 90° fittings — NPT threads											
	3/8	12	16	1 1/2	1 1/16	1 1/16	39.6	36.6	36.6	0.11	0.05
	1/2	16	20	1 3/8	1 3/4	2	41.1	44.7	52.1	0.09	0.04
	3/4	21	25	1 3/8	2	2 3/8	47.8	51.8	59.7	0.14	0.06
	1	27	32	2 1/4	2	2	57.4	51.1	51.1	0.24	0.11
	1 1/4	35	40	2 1/2	2 1/2	3 1/2	63.0	63.5	90.2	0.30	0.14
	1 1/2	41	50	2 3/4	2 13/16	4	70.4	71.1	101.1	0.41	0.19
	2	53	63	3 5/16	3 1/2	4 3/16	84.6	88.4	115.8	0.59	0.27

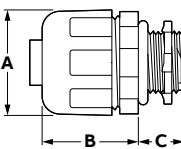
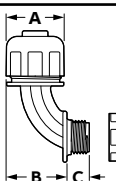
Technical data

Approximate dimensions

Type B liquid-tight fittings

The dimensions in this table cover the following T&B Liquidtight Systems® products:

- Series LT Omni non-metallic

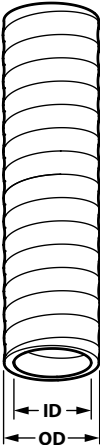
Dimensions (approximate)													
Drawing	Trade size			Inches			Millimeters			Weight (lbs)		Weight (kg)	
	Inches	Metric	ISO/BS EN	A	B	C	A	B	C	Black	Gray	Black	Gray
Type B LT straight fittings — NPT threads													
	3/8	12	16	1 3/8	1 5/16	5/8	35.60	33.80	15.70	0.06	0.07	0.03	0.03
	1/2	16	20	1 3/8	1 5/16	5/8	35.60	33.80	15.70	0.06	0.07	0.03	0.03
	3/4	21	25	1 5/8	1 7/16	5/8	41.90	35.80	15.70	0.09	0.08	0.04	0.04
	1	27	32	2	1 1/2	3/4	49.0	37.3	19.8	0.12	0.14	0.05	0.06
One-piece LT 90° fittings — NPT threads													
	3/8	12	16	1 3/8	1 1/2	1/2	35.6	37.1	13.2	0.07	0.07	0.03	0.03
	1/2	16	20	1 3/8	1 1/2	1/2	35.6	37.1	13.2	0.06	0.07	0.03	0.03
	3/4	21	25	1 5/8	1 3/4	1/2	41.9	45.0	13.2	0.09	0.09	0.04	0.04
	1	27	32	2	2	3/4	49.0	52.3	19.8	0.12	0.13	0.05	0.06

Technical data

Approximate dimensions

Series LTC XTRA FLEX® Type B liquid-tight non-metallic conduit

Dimensions (approximate)

Drawing	Part no.	Conduit size	ID Inches		OD Inches		
			Min.	Max.	Min.	Max.	
	Industrial grade						
	LTC038	3/8	0.485	0.504	0.609	0.710	
	LTC050	1/2	0.622	0.642	0.802	0.840	
	LTC075	3/4	0.820	0.840	1.030	1.050	
	LTC100-TB	1	1.041	1.066	1.290	1.315	
	LTC125-TB	1 1/4	1.380	1.410	1.630	1.660	
	LTC150-TB	1 1/2	1.575	1.600	1.865	1.900	
	LTC200	2	2.020	2.045	2.340	2.375	
	Commercial grade						
	LTC038GY	3/8	0.484	0.504	0.690	0.710	
	LTC050GY	1/2	0.622	0.642	0.820	0.840	
	LTC075GY	3/4	0.820	0.840	1.030	1.050	
	LTC100GY	1	1.041	1.066	1.290	1.315	
	LTC125GY	1 1/4	1.380	1.410	1.630	1.660	
	LTC150GY	1 1/2	1.575	1.600	1.865	1.900	
	LTC200GY	2	2.020	2.045	2.340	2.375	

Note: Product must be installed in accordance with applicable national and local electrical codes.

Technical data

Series	Style	Color	Size range	UL temp rating	CSA temp rating	Voltage rating	UL oil resistant	UL outdoor	UL direct burial
LTC038	UL Type B LTFNMC*	Black	3/8-2	105 °C dry 60 °C wet 70 °C oil	-18 °C to 75 °C	600	Yes	Yes	Yes
LTC038GY	UL Type B LTFNMC*	Gray	3/8-2	80 °C dry 60 °C wet 70 °C oil	-	600	Yes	Yes	Yes
LTC038-1	UL Type B LTFNMC*	Orange	1/2-1	105 °C dry 60 °C wet 70 °C oil	-	600	Yes	No	Yes
LTC038-2	UL Type B LTFNMC*	Blue	1/2-1	105 °C dry 60 °C wet 70 °C oil	-	600	Yes	No	Yes

Note: Product must be installed in accordance with applicable national and local electrical codes.

*LTFNC = Liquidtight flexible non-metallic conduit

XTRA FLEX® conduit Type B / reel lengths

Part no.	Description	Trade size Inches	ID Inches		OD Inches		Reel length feet
			Min.	Max.	Min.	Max.	
LTC038GY-500	Gray type B LT conduit	1/2	0.484	0.504	0.690	0.710	500
LTC050GY-500	Gray type B LT conduit	1/2	0.622	0.642	0.820	0.840	500
LTC050-500	Black type B LT conduit	1/2	0.622	0.642	0.820	0.840	500
LTC050GY-1000	Gray type B LT conduit	1/2	0.622	0.642	0.820	0.840	1000
LTC100GY-500	Gray type B LT conduit	1	1.041	1.066	1.290	1.315	500
LTC100-500	Black type B LT conduit	1	1.041	1.066	1.290	1.315	500

Note: Product must be installed in accordance with applicable national and local electrical codes.

Chemical resistance guide for liquid-tight fittings

This document serves as a guideline only, and compatibility should be verified in the application environment to ensure suitability. Many factors can determine exact suitability, including temperature, duration of contact, nature of contact, such as submersion, and concentration of the chemicals involved.

See chemical resistance guide GM7636 for T&B Liquidtight Systems® flexible metallic conduits.

Resistance guide															
Chemicals	Metals										Plastics and elastomers				
	Aluminum	Carbon steel	Cast/Ductile iron	Nickel-plated brass	303/304 stainless steel 1.4301 (V2A)	316 stainless steel 1.4401 (V4A)	PA6 PA66 polyamide	POM polyacetal	PVC polyvinylchloride	TPE-U/TPE-E polyester	PP polypropylene	EPR, EPDM	NBR Nitrile	CR polychloroprene	TPU polyurethane
3 = Excellent															
2 = Good															
1 = Fair to poor															
0 = Not recommended															
- = No data															
Acetate solvents	2	0	0	3	0	3	3	3	0	0	0	2	0	0	0
Acetic acid	2	0	0	3	0	2	0	0	3	0	2	3	1	1	1
Acetic acid — 20%	2	0	0	3	2	3	0	1	3	0	2	3	1	2	-
Acetic acid — 30%	0	-	3	3	3	3	0	2	-	0	2	3	1	2	-
Acetic acid — 50%	0	-	3	3	3	2	0	2	-	1	2	3	0	1	-
Acetic acid — 80%	2	0	0	3	0	2	0	0	-	1	3	3	0	1	-
Acetic acid — Glacial	2	0	0	2	1	3	0	0	3	1	1	2	0	0	-
Acetone	2	3	3	3	3	3	2	2	0	1	0	3	0	0	0
Acetone cyanohydrin	2	-	2	3	2	-	-	-	-	-	-	0	-	2	-
Acetonitrile (methyl cyanide)	3	3	3	3	3	3	3	3	0	-	0	3	0	0	2
Acetophenone	2	3	3	3	3	2	3	-	-	-	1	2	0	0	-
Acrylonitrile	2	3	3	3	3	3	2	-	3	0	2	0	0	0	0
Adipic acid	2	3	2	3	2	2	3	2	3	0	2	3	3	0	-
Alcohol	3	3	3	3	3	3	0	2	3	2	2	2	-	-	-
Alcohol: Amyl	2	2	2	3	3	3	3	3	3	3	2	3	2	2	0
Alcohol: Benzyl	2	2	2	3	2	2	0	3	3	0	3	1	0	1	1
Alcohol: Butyl	2	2	2	3	3	3	0	3	3	0	2	3	3	3	0
Alcohol: Diacetone	2	3	2	3	3	3	3	3	2	0	2	2	0	0	2
Alcohol: Ethyl	2	2	2	3	3	3	2	3	3	3	3	3	3	3	0
Alcohol: Hexyl	3	3	3	3	3	3	3	3	3	0	3	1	3	2	0
Alcohol: Isobutyl	2	1	1	3	3	3	2	3	3	2	3	2	1	3	0
Alcohol: Isopropyl	2	3	1	3	2	2	0	3	3	3	3	2	1	2	0
Alcohol: Methyl	2	3	3	3	3	3	2	3	3	2	3	2	3	3	0
Alcohol: Octyl	3	3	3	3	3	3	3	3	3	0	-	3	2	2	0
Alcohol: Propyl	3	3	3	3	3	3	2	3	3	0	3	2	3	3	0
Aluminum chloride	0	0	0	0	0	1	0	2	3	1	3	3	3	3	2
Ammonia 10%	3	3	3	3	3	3	3	0	3	-	3	3	-	3	-
Ammonia anhydrous	3	3	3	3	3	3	2	0	3	0	3	3	-	2	-
Ammonia liquids	0	-	3	3	3	-	-	0	0	-	3	3	2	3	2

Resistance guide																
Chemicals	Metals							Plastics and elastomers								
	Aluminum	Carbonsteel	Cast/Dductile iron	Nickel-plated brass	303/304 stainless steel 1.4301 (V2A)	316 stainless steel 1.4401 (V4A)	PAG PA66 polyamide	POM polyacetal	PVC polyvinylchloride	TPE-U/TPE-E polyester	PP polypropylene	EPR, EPDM	NBR Nitrile	CR polychloroprene	TPU polyurethane	
Ammonia liquors	3	-	3	3	3	-	-	-	0	-	-	-	-	3	-	
Aniline	1	1	1	3	3	2	1	2	2	0	1	0	0	0	0	
ASTM no. 1	3	-	3	3	3	-	-	3	3	3	-	0	3	2	2	
ASTM no. 2	3	-	3	3	3	-	-	3	2	3	-	0	3	2	0	
ASTM no. 3	3	-	3	3	3	-	-	3	-	3	-	0	3	1	0	
ASTM no. 4	3	-	3	3	3	-	-	3	-	0	-	0	2	0	0	
ASTM no. 5	3	-	3	3	3	-	-	-	-	3	-	0	3	2	0	
ASTM no. 6	3	-	3	3	3	-	-	-	-	3	-	0	0	0	0	
ASTM no. 7	3	-	3	3	3	-	-	-	-	3	-	0	2	0	0	
Benzaldehyde	2	3	3	3	2	2	0	3	-	2	0	2	0	0	0	
Benzene	2	3	2	3	2	2	3	3	2	1	0	0	0	0	0	
Blood	-	-	-	3	3	3	-	-	3	-	3	-	-	-	-	
Brake fluid (mineral)	3	3	3	3	3	3	2	3	0	0	0	3	1	2	3	
Carbon tetrachloride	0	0	0	3	2	2	0	2	0	0	0	0	1	0	3	
Caustic	0	-	-	3	3	3	-	-	-	0	-	-	-	-	-	
Chlorinated water	0	-	-	3	2	2	0	0	0	0	1	0	1	1	0	
Chlorine water	0	-	-	3	1	1	1	0	0	-	0	1	-	0	-	
Chloroform	0	2	0	3	3	3	0	2	0	0	0	0	0	0	0	
Citric acid	1	0	0	3	2	3	0	2	3	3	2	3	-	3	-	
Copper sulfate	-	-	-	3	3	3	1	3	3	2	3	3	-	3	-	
Creosols	2	-	1	3	3	-	-	2	2	-	0	0	0	0	0	
Cresols	2	1	1	3	3	3	0	0	3	0	0	0	-	0	-	
Crude oil	3	-	2	3	3	3	3	0	-	2	0	0	2	1	0	
Diesel fuel	3	3	3	3	3	3	3	3	2	2	2	0	-	0	-	
Diethylamine	2	2	0	3	2	2	2	2	-	-	1	2	-	2	-	
Dyes	2	-	2	3	3	3	3	1	-	-	-	-	-	1	-	
Ethane	3	3	3	3	3	3	0	3	-	0	0	3	1	2	2	
Ethanol (ethyl acohol)	2	2	2	3	3	3	1	3	-	3	3	3	3	3	0	
Ethanolamine	2	3	2	3	3	3	3	0	-	-	0	2	2	1	1	
Ether	2	1	1	3	3	3	3	3	-	0	1	-	0	-	-	
Ethyl ether	1	1	1	2	2	2	2	2	0	-	0	0	0	0	0	
Ethyl formate	1	-	3	2	2	2	-	3	0	0	-	1	0	2	-	
Ethylene glycol	2	2	2	3	2	2	2	2	3	1	3	3	3	3	2	
Freon 32	0	3	3	3	3	3	-	3	-	-	-	3	3	3	-	
Gasoline	3	3	3	3	3	3	-	3	2	3	0	0	3	0	1	
Gelatin	2	3	0	3	3	3	2	2	-	2	3	3	3	3	0	
Glycol	2	-	2	2	2	2	1	2	-	3	3	-	3	-	-	
Grapefruit oil	-	0	0	3	3	3	-	-	3	-	-	-	3	0	-	
Grease	3	3	3	3	3	3	-	0	3	-	-	0	-	0	-	
Heavy water	3	-	1	2	3	-	-	-	-	2	-	3	3	-	0	
Hexane	3	3	3	3	3	3	2	1	2	3	1	0	3	0	2	
Hexanol	3	-	3	3	3	-	-	3	-	0	3	3	3	2	0	
Hexanol tertiary	3	3	3	3	3	3	3	3	-	-	2	-	-	-	-	
Hexyl alcohol	3	-	-	2	3	-	-	-	-	-	3	-	-	2	-	
Hexyl alcohol	3	-	3	2	3	-	-	-	-	0	-	1	2	2	0	
Hexylene glycol (brake fluid)	3	-	3	2	3	-	-	-	-	0	-	1	3	3	-	

3 = Excellent
 2 = Good
 1 = Fair to poor
 0 = Not recommended
 - = No data

Chemical resistance guide

Resistance guide																
Chemicals	Metals							Plastics and elastomers								
	Aluminum	Carbon steel	Cast/ductile iron	Nickel-plated brass	303/304 stainless steel	1.4301 (V2A)	316 stainless steel	1.4401 (V4A)	PA6 PA66 polyamide	POM polyacetal	PVC polyvinylchloride	TPE-U/TPE-E polyester	PP polypropylene	EPR, EPDM	NBR Nitrile	CR polychloroprene
Hydraulic oil (petro)	3	3	3	3	3	3	3	3	2	-	0	0	-	3	-	
Hydraulic oil (petroleum base)	3	3	3	3	3	3	3	3	1	3	0	0	-	2	-	
Hydraulic oil (petroleum)	3	-	3	3	3	3	3	3	2	3	0	0	3	2	-	
Hydraulic oil (synthetic)	3	3	3	3	3	3	3	3	2	3	0	0	0	0	0	2
Hydrazine	2	0	0	3	3	3	-	2	-	0	0	3	2	1	0	
Hydrochloric acid — 10%	0	0	0	3	0	0	0	0	3	0	3	3	-	0	-	
Hydrochloric acid — 37%	0	0	0	3	0	0	0	0	3	0	1	1	2	0	0	
Hydrogen peroxide — 30%	3	2	0	3	2	2	0	0	3	0	2	2	-	0	-	
Hydrogen peroxide — 90%	3	-	0	2	3	-	0	0	3	0	3	1	-	0	-	
Isopropyl alcohol	3	3	3	3	3	3	0	3	-	3	3	2	3	2	0	
Isopropyl amine	-	-	3	3	3	-	-	-	-	-	-	-	0	-	-	
Isopropyl chloride	0	-	3	3	3	3	-	3	-	-	-	0	0	0	0	
Isopropyl ether	2	3	3	3	3	3	3	0	-	-	0	0	2	0	2	
Jet fuel (JP1 to JP6)	3	3	3	3	3	3	1	3	-	-	0	0	-	0	-	
Kerosene	3	3	3	3	3	3	3	3	3	1	0	0	3	0	2	
Ketchup	-	-	-	3	3	3	3	3	3	-	-	3	-	3	-	
Ketones	2	3	3	3	3	3	3	0	0	0	0	3	0	0	0	
Lacquers	3	1	1	2	3	3	3	0	0	0	0	0	0	0	0	
Lactic acid	0	0	0	3	2	2	0	1	-	0	2	3	-	1	-	
Lactic acid — 5% solution	1	-	0	3	3	-	-	3	-	0	3	3	3	3	2	
Lard	3	3	3	3	2	3	3	2	-	2	2	0	-	0	-	
Lard oil (cold)	3	3	3	3	3	3	-	3	-	-	-	0	-	2	-	
Lard oil (hot)	3	3	3	3	3	3	-	3	-	2	2	0	3	2	1	
Latex	3	-	-	3	3	3	3	1	-	-	3	3	3	2	0	
Lubricants	3	3	3	3	3	3	3	3	3	3	2	0	-	0	-	
Lubricants (petroleum)	1	-	3	3	3	3	3	3	3	3	0	0	3	2	2	
Lubricating oil	3	3	3	3	3	3	3	3	3	3	3	0	-	2	-	
Methanol	2	3	3	3	3	3	2	3	2	0	1	0	1	0	0	
Methyl acetate	2	2	2	2	3	2	3	2	0	1	0	1	0	0	0	
Methyl acetone	3	3	3	2	3	3	3	0	-	-	0	3	1	0	-	
Methyl bromide	0	3	3	3	3	3	0	0	0	0	0	0	2	0	0	
Methyl ethyl ketone (MEK)	2	3	3	3	3	3	1	1	0	2	0	3	0	0	0	
Methyl formate	3	-	2	2	2	2	-	3	-	-	-	1	0	2	0	
Nitric acid — 10%	0	0	0	1	3	3	0	0	3	0	0	2	-	2	-	
Nitric acid — 70%	3	-	0	1	3	3	0	0	0	0	0	0	-	0	-	
Olive oil	3	3	3	3	2	3	3	3	-	-	3	0	3	0	3	
Ozone	2	0	1	3	2	2	0	0	1	0	3	0	1	3	-	
Paint thinner, duco	0	2	2	3	2	3	3	3	0	-	0	0	0	0	0	
Paraffin	3	3	3	3	3	3	3	3	3	-	3	0	3	2	3	
Petroleum	0	-	1	3	3	3	3	2	2	2	2	0	-	2	-	
Petroleum ether	2	-	2	3	3	3	3	3	2	-	3	0	3	0	2	
Phenol	2	-	0	3	3	-	-	3	2	0	1	-	0	0	0	
Phenol (10%)	3	0	0	3	2	2	0	2	2	-	2	2	-	0	-	
Phosphoric acid — 10%	0	-	0	3	3	-	0	-	3	-	3	3	-	2	-	
Phosphoric acid — 20%	0	-	0	3	3	2	0	0	3	-	3	3	2	2	1	
Salt brine	1	0	0	1	2	0	3	2	2	3	3	3	-	3	-	

Resistance guide															
Chemicals	Metals							Plastics and elastomers							
	Aluminum	Carbon steel	Cast/ductile iron	Nickel-plated brass	303/304 stainless steel 1.4301 (V2A)	316 stainless steel 1.4401 (V4A)	PAG PA66 polyamide	POM polyacetal	PVC polyvinylchloride	TPE-U/TPE-E polyester	PP polypropylene	EPR, EPDM	NBR Nitrile	CR polychloroprene	TPU polyurethane
Salt water	0	0	0	1	1	2	3	3	2	3	3	3	2	0	
Sea water	0	0	0	1	1	1	3	3	3	3	3	3	2	3	
Sea water (brine)	3	-	1	1	3	-	3	3	3	-	3	3	-	-	
Sewage	0	0	0	2	3	3	-	3	-	2	3	1	3	0	
Silicone	2	3	3	3	3	3	3	3	3	3	3	-	3	-	
Silicone grease	-	-	-	3	-	-	-	3	-	3	-	3	3	3	
Silicone oil	2	3	2	3	3	3	3	3	2	3	3	3	0	3	
Silver nitrate	0	1	0	3	2	2	3	3	0	2	3	2	3	3	
Skydol 7000	-	-	-	3	3	-	-	3	0	-	3	0	0	0	
Skydrol	-	-	-	3	-	-	1	-	2	-	3	-	0	-	
Skydrol 500	-	-	-	3	3	-	1	3	1	-	3	0	0	0	
Skydrol hydraulic fluid	-	-	-	3	3	-	1	-	-	-	3	-	0	-	
Sodium chloride	1	0	0	1	1	1	3	2	3	3	3	3	3	3	
Sodium hydroxide	0	-	2	3	3	-	1	0	2	-	3	3	-	-	
Sodium hydroxide (<10%) (caustic soda)	-	-	-	3	-	-	-	-	3	-	-	-	-	-	
Sodium hydroxide (<50%) (caustic soda)	-	-	-	3	-	-	-	-	3	-	-	-	-	-	
Sodium hydroxide (20%)	0	3	2	3	2	2	3	3	3	2	3	2	3	2	
Sodium hydroxide (50%)	0	0	0	3	2	2	3	3	3	1	3	2	0	1	
Sulfur dioxide	0	-	0	0	0	3	1	0	0	0	3	2	0	1	
Sulfur dioxide (dry)	2	3	3	0	0	3	2	2	3	1	3	3	-	-	
Sulfur dioxide gas dry	0	-	2	0	3	3	2	2	3	0	1	3	-	-	
Sulfuric acid — concentrated	-	-	-	0	-	-	0	0	0	0	2	0	-	-	
Sulfuric acid (<10%)	0	1	0	0	0	1	1	0	2	3	3	3	0	0	
Sulfuric acid (10–75%)	0	0	0	0	0	0	0	0	1	-	3	2	-	-	
Sulfuric acid (75–100%)	0	0	0	0	1	0	0	-	0	1	1	2	-	-	
Sulfuric acid (hot concentrated)	0	0	0	0	0	1	0	-	0	-	0	0	-	-	
Syrup	3	-	-	3	3	3	-	3	3	-	3	3	3	-	
Toluene	3	-	3	3	-	3	3	-	0	-	0	-	-	-	
Transformer oil	3	-	2	3	3	3	3	1	-	-	0	0	3	1	
Trichlorethylene	0	-	1	3	-	3	3	-	0	-	2	-	-	-	
Turbine Oil	3	3	3	3	3	3	3	3	-	-	2	0	2	0	
Turpentine	3	-	2	3	3	3	2	3	2	2	0	0	3	0	
Unleaded gasoline	3	-	3	3	-	3	3	-	-	-	0	-	-	-	
Urea	2	-	2	2	2	2	1	3	3	2	3	3	2	2	
Urine	2	3	2	3	3	3	2	1	-	-	3	3	3	0	
Vegetable oil	2	2	2	3	3	3	3	3	-	-	0	0	3	0	
Vinyl acetate	2	2	1	3	2	2	-	-	0	-	0	2	0	0	
Water	3	0	0	3	3	3	-	3	3	3	2	3	-	-	
White spirit	-	-	-	3	-	3	3	3	3	3	-	-	-	-	
Zinc chloride	0	0	0	3	0	0	1	0	3	2	3	3	3	2	








Ingress protection

IEC 60529 IP rating and NEMA 250 / UL 50E enclosures

IP suitability ratings are a system for classifying the degree of protection provided by enclosures of electrical equipment.






Protection against solid bodies

Degree of protection for persons against access to hazardous parts inside the enclosure and/or against the ingress of solid foreign objects.

	0	No protection
	1	Objects greater than 50 mm, accidental touch by hands
	2	Objects greater than 12 mm, accidental touch by fingers
	3	Objects greater than 2.5 mm, e.g. tools/wires
	4	Objects greater than 1 mm, e.g. tools/wires/small wires
	5	Protected against dust — limited ingress (no harmful deposits)
	6	Totally protected against dust (dust-tight)

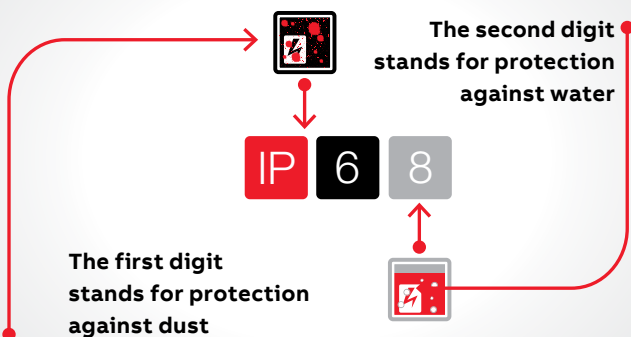
Protection against water

Degree of protection of equipment inside enclosures against damage from the ingress of water.

	0	No protection
	1	Protected against vertically falling drops of water
	2	Protected against direct sprays of water 15° from vertical
	3	Protected against sprays of water to 60° from vertical
	4	Protected against water sprayed from all directions — limited ingress permitted
	5	Protected against low pressure jets of water from all directions — limited ingress permitted
	6	Protected against strong pressure jets of water, heavy seas — limited ingress permitted
	7	Protection against the effects of immersion between 15cm – 1 m
	8	Protection against long periods of immersion under a quoted pressure, e.g. 2 bar at 24 hours
	9	IP69 Automotive standard DIN40050 and signifies resistance to high pressure jets of water (up to 80 bar) from any angle

IP ratings


The higher the number, the greater the degree of protection; they apply ONLY to properly installed equipment.



Conversion of NEMA and UL 50E enclosure type ratings to IEC 60529 enclosure classification designations (IP)
 (Cannot be used to convert classification designations to NEMA and UL type ratings)

IP 1st Character	1		2		3, 3X, 3S, 3SX		3R, 3RX		4, 4X		5		6		6P		12, 12K, 13		IP 2nd Character
IP0_																			IP0_0
IP1_																			IP0_1
IP2_																			IP0_2
IP3_																			IP0_3
IP4_																			IP0_4
IP5_																			IP0_5
IP6_																			IP0_6
																			IP0_7
																			IP0_8
	A	B	A	B	A	B	A	B	A	B	A	B	A	B	A	B	A	B	









NEMA 250 / UL 50E to IEC 60529











Certifications and standards

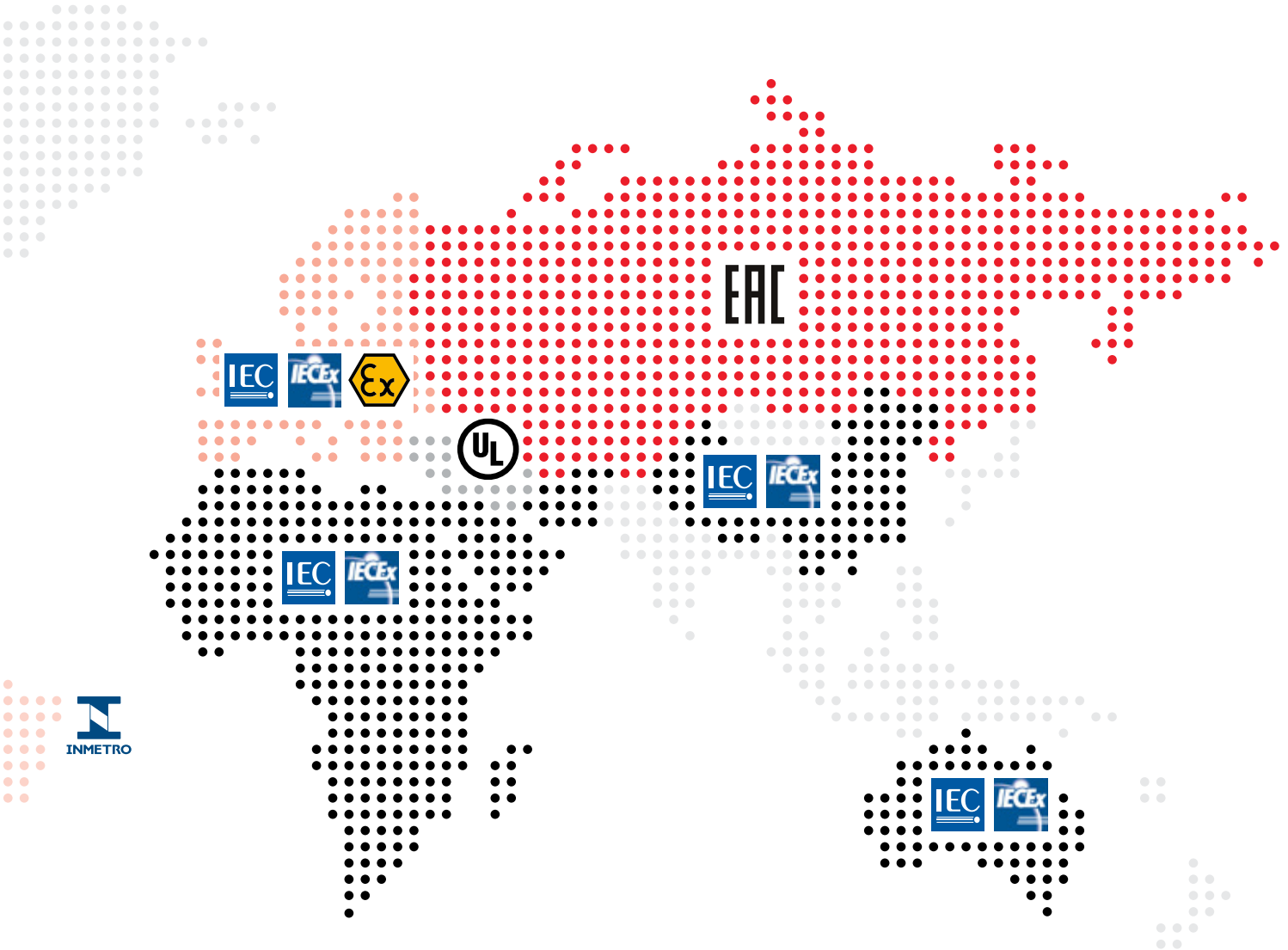
Global guide









-  - Africa, Australia, Asia (IECEX)
-  - South America (UL and IECEx)
-  - USA, Mexico (UL)
-  - Russia (EAC and EAC Ex)
-  - Canada (CSA and IECEx)
-  - Europe (ATEX and IECEx)
-  - Brazil (InMetro)
-  - Rest of world (mixed and local)

World standards

Region	Basic electrical code	Base standard	Symbols	Hazardous area standards	Symbols
Europe	IEC	IEC/EN 62444 - Cable Glands	CE 	IEC/EN 60079-0 - General Requirements	EX  IECEX 
		IEC/EN 61386 - Conduit Systems		IEC/EN 60079-1 - Flameproof Equipment	
		IEC/EN 60529 - Ingress Protection		IEC/EN 60079-7 - Increased Safety	
				IEC/EN 60079-31 - Dust Enclosure	
US	NEC	UL 514B - Fittings	UL  UR 	UL 2225 -xxxx	UL 
		UL 360 - Electrical Conduit		UL 1203 - xxxx	
		UL 50E - Environmental Considerations			
Canada	CEC	CSA C22.2-18.3 - Fittings	CSA 	CSA C22.2-25 -30 -174 -94	CSA 
		CSA C22.2-54-04 - Electrical Conduit		CSA C22.2/IEC 60079-0 - General Requirements	
		CSA C22.2-227.3 - Protective Tubing		CSA C22.2/IEC 60079-1 - Flameproof Equipment	
				CSA C22.2/IEC 60079-7 - Increased Safety	
				CSA C22.2/IEC 60079-31 - Dust Enclosure	



World standards

Region	Basic electrical code	Base standard	Symbols	Hazardous area standards	Symbols
Russia	IEC	IEC/EN 62444 - Cable Glands	EAC 	ГОСТ Р МЭК 60079-0 - General Requirements	EAC Ex 
		IEC/EN 61386 - Conduit Systems		ГОСТ Р МЭК 60079-7 - Increased Safety	
		IEC/EN 60529 - Ingress Protection		ГОСТ Р МЭК 60079-31 - Dust Enclosure	
				ГОСТ IEC 60079-1 - Flameproof Equipment	
Brazil	IEC	ABNT NBR IEC 62444 - Cable Glands	InMetro 	ABNT NBR IEC 60079-0 - General Requirements	InMetro (Segurança) 
		ABNT NBR IEC 61386 - Conduit Systems		ABNT NBR IEC 60079-1 - Flameproof Equipment	
		ABNT NBR IEC 60529 - Ingress Protection		ABNT NBR IEC 60079-7 - Increased Safety	
				ABNT NBR IEC 60079-31 - Dust Enclosure	
China	IEC	IEC/EN 62444 - Cable Glands		GB3836.1 - General Requirements	CNEX 
		IEC/EN 61386 - Conduit Systems		GB3836.2 - Flameproof Equipment	
		IEC/EN 60529 - Ingress Protection		GB3836.3 - Increased Safety	PCEC 
				GB12476.1 - Dust General Requirements	
				GB12476.5 - Dust Enclosure	

Index

Order code classification

Part no.	Page	Part no.	Page	Part no.	Page
106	108	148	108	3741	100, 123
106SS6	109	148AL	108	3742	100, 123
107	108	149	108	3743-TB	100, 123
107SS6	109	149AL	108	3744-TB	100, 123
108	108	150	108	3745	100, 123
108SS6	109	15004-001	106	3746-TB	100, 123
109	108	15004-100	106	5231	32, 40, 65, 70, 76, 80
109SS6	109	15005-001	106	5231AL	59, 71, 89
110	108	15005-100	106	5231ALGR	59, 71, 89
110SS6	109	15007-001	106	5231GR	33, 40, 81
111	108	15007-100	106	5231-PT	90
111SS6	109	15008-100	106	5232	32, 40, 65, 70, 76, 80
112	108	15008-500	106	5232AL	59, 71, 89
112SS6	109	15009-100	106	5232ALGR	59, 71, 89
113-TB	108	15009-200	106	5232GR	33, 40, 81
114	108	15010-150	106	5232-PT	90
114SS6	109	15010-50	106	5233	32, 40, 65, 70, 76, 80
115	108	15011-050	106	5233AL	59, 71, 89
115SS6	109	15011-100	106	5233ALGR	59, 71, 89
140	108	150AL	108	5233GR	33, 40, 81
141	108	15104-100	106	5233-PT	90
141AL	108	15105-100	106	5234	32, 40, 65, 70, 76, 80
141SL	109	15107-100	106	5234AL	59, 71, 89
141SST	108	15108-100	106	5234ALGR	59, 71, 89
142AL	108	15109-100	106	5234GR	33, 40, 81
142SL	109	15110-100	106	5234-PT	90
142SST	108	15111-050	106	5235	32, 40, 65, 70, 76, 80
142-TB	108	152	108	5235AL	59, 71, 89
143	108	152AL	108	5235GR	33, 40, 81
143AL	108	153	108	5236	32, 40, 65, 70, 76, 80
143SL	109	153AL	108	5236AL	59, 71, 89
143-SST	108	3720-TB	100, 123	5236GR	33, 40, 81
144	108	3721-TB	100, 123	5237	32, 40, 65, 70, 76, 80
144AL	108	3722-TB	100, 123	5237AL	59, 71, 89
144SL	109	3723	100, 123	5237GR	33, 40, 81
144-SST	108	3724-TB	100, 123	5238	32, 40, 65, 70, 76, 80
145AL	108	3725	100, 123	5238AL	59, 71, 89
145SL	109	3726	100, 123	5238GR	33, 40, 81
145-SST	108	3730-TB	100, 123	5239	32, 40, 65, 70, 76, 80
146	108	3731-TB	100, 123	5239AL	59, 71, 89
146AL	108	3732	100, 123	5239GR	33, 40, 81
146SL	109	3733-TB	100, 123	5240	32, 40, 65, 70, 76, 80
146-SST	108	3734-TB	100, 123	5240AL	59, 89
146-TB	108	3735-TB	100, 123	5240GR	33, 40, 81
147	108	3736	100, 123	5241	32, 40, 65, 70, 76, 80
147AL	108	3740	100, 123	5241GR	33, 40, 81

Index

Order code classification

Part no.	Page	Part no.	Page	Part no.	Page
5241-PT	90	5256AL	59, 71, 89	5270	32,33, 34, 53, 59, 65, 66, 70, 71, 76, 77, 80, 84, 85, 88-91, 110
5242	32, 40, 65, 70, 76, 80	5256GR	33, 40, 81	5270-HT	41, 46, 82, 110
5242GR	33, 40, 81	5257	32, 40, 65, 70, 76, 80	5285	32, 40, 65, 70, 76, 80
5242-PT	90	5257AL	59, 71, 89	5285GR	33, 40, 81
5243	32, 40, 65, 70, 76, 80	5257GR	33, 40, 81	5331	32, 38, 40, 65, 70, 76, 80
5243GR	33, 40, 81	5258	32, 40, 65, 70, 76, 80	5331GR	33, 40, 81
5243-PT	90	5258GR	33, 40, 81	5331-HT	41, 82
5244	32, 40, 65, 70, 76, 80	5259	32, 40, 65, 70, 76, 80	5331-NB	34, 66, 77, 88
5244GR	33, 40, 81	5259GR	33, 40, 81	5331-PT	90
5244-PT	90	5260	32, 40, 65, 70, 76, 80	5331SST6	46, 53, 84
5245	32, 40, 65, 70, 76, 80	5260GR	33, 40, 81	5331SST6-6	84
5245GR	33, 40, 81	5261	32-34, 53, 59, 65, 66, 70-71, 76-77, 80, 84, 85, 88-91, 110	5331SST6-6HT	87
5246	32, 40, 65, 70, 76, 80	5261-HT	41, 46, 82, 87, 110	5331SST6HT	41, 46, 53, 87
5246GR	33, 40, 81	5262	32-34, 53, 59, 65-66, 70-71, 76, 77, 80, 84-85, 88-91, 110	5331WMG1	83
5247	32, 40, 65, 70, 76, 80	5262-FB	110	5332	32, 40, 65, 70, 76, 80
5247GR	33, 40, 81	5262-HT	41, 46, 82, 87, 110	5332GR	33, 40, 81
5248GR	33, 40, 81	5263	32-34, 53, 59, 65-66, 70-71, 76-77, 80, 84-85, 88-91, 110	5332-HT	41, 82
5249	32, 40, 65, 70, 76, 80	5263-FB	110	5332-NB	34, 66, 77, 88
5249GR	33, 40, 81	5263-HT	41, 46, 82, 87, 110	5332-PT	90
5250	32, 40, 65, 70, 76, 80	5264	32-34, 53, 59, 65, 66, 70-71, 76, 77, 80, 84-85, 88-91, 110	5332SST6	46, 53, 84
5250GR	33, 40, 81	5264-FB	110	5332SST6-6	84
5251	32, 40, 65, 70, 76, 80	5264-HT	41, 46, 82, 87, 110	5332SST6-6HT	87
5251AL	59, 71, 89	5265	32-34, 53, 59, 65, 66, 70, 71, 76, 77, 80, 84, 85, 88-90, 109	5332SST6-FB	55, 85
5251ALGR	59, 71, 89	5265-FB	110	5332SST6HT	41, 46, 53, 87
5251GR	33, 40, 81	5265-HT	41, 46, 82, 87, 110	5332WMG2	83
5251-PT	90	5266	32-34, 53, 59, 65, 66, 70, 71, 76, 77, 80, 84, 85, 88-91, 109	5333	32, 40, 65, 70, 76, 80
5252	32, 40, 65, 70, 76, 80	5266-FB	110	5333GR	33, 40, 81
5252AL	59, 71, 89	5266-HT	41, 46, 82, 87, 110	5333-HT	41, 82
5252ALGR	59, 71, 89	5267	32-34, 53, 59, 65, 66, 70, 71, 76, 77, 80, 84, 85, 88-91, 110	5333-NB	34, 66, 77, 88
5252GR	33, 40, 81	5267-FB	110	5333-PT	90
5252-PT	90	5267-HT	41, 46, 82, 87, 110	5333SST6	46, 53, 84
5253	32, 40, 65, 70, 76, 80	5268	32-34, 53, 59, 65, 66, 70, 71, 76, 77, 80, 88-91, 110	5333SST6-6	84
5253AGR	59, 71	5268-HT	41, 82, 110	5333SST6-6HT	87
5253AL	59, 71, 89	5269	32, 33, 34, 53, 59, 65, 66, 70, 71, 76, 77, 80, 88-91, 110	5333SST6-FB	55, 85
5253ALGR	89	5269-HT	46, 82, 110	5333SST6HT	41, 46, 53, 87
5253GR	33, 40, 81			5333WMG3	83
5253-PT	90			5334	40, 65, 70, 76, 80
5254	32, 40, 65, 70, 76, 80			5334GR	33, 40, 81
5254AL	59, 71, 89			5334-HT	41, 82
5254ALGR	59, 71, 89			5334-NB	34, 66, 77, 88
5254GR	33, 40, 81			5334-PT	90
5254-PT	90			5334SST6	46, 53, 84
5255	32, 40, 65, 70, 76, 80			5334SST6-6	84
5255AL	59, 71, 89			5334SST6-6HT	87
5255GR	33, 40, 81			5334SST6-FB	55, 85
5256	32, 40, 65, 70, 76, 80				

Index

Order code classification

Part no.	Page	Part no.	Page	Part no.	Page
5334SST6HT	41, 46, 53, 87	5340-NB	34, 66, 77, 88	5345SST6-6	84
5334-TB	32	5340WWMG10	83	5345SST6-6HT	87
5334WWMG4	83	5341	32, 40, 65, 70, 76, 80	5345SST6-FB	55, 85
5335	32, 40, 65, 70, 76, 80	5341GR	33, 40, 81	5345SST6HT	41, 46, 53, 87
5335GR	33, 40, 81	5341-HT	41, 82	5346	32, 40, 65, 70, 76, 80
5335-HT	41, 82	5341-NB	34, 66, 77, 88	5346GR	33, 40, 81
5335-NB	34, 66, 77, 88	5341-PT	90	5346-HT	41, 82
5335SST6	46, 53, 84	5341SST6	46, 53, 84	5346-NB	34, 66, 77, 88
5335SST6-6	84	5341SST6-6	84	5346SST6	46, 53, 84
5335SST6-6HT	87	5341SST6-6HT	87	5346SST6-6	84
5335SST6-FB	55, 85	5341SST6HT	41, 46, 53, 87	5346SST6-6HT	87
5335SST6HT	41, 46, 53, 87	5342	32, 40, 65, 70, 76, 80	5346SST6-FB	55, 85
5335WWMG5	83	5342GR	33, 40, 81	5346SST6HT	41, 46, 53, 87
5336	32, 40, 65, 70, 76, 80	5342-HT	41, 82	5347	32, 40, 65, 70, 76, 80
5336GR	33, 40, 81	5342-NB	34, 66, 77, 88	5347GR	33, 40, 81
5336-HT	41, 82	5342-PT	90	5347-HT	41, 82
5336-NB	34, 66, 77, 88	5342SST6	46, 53, 84	5347-NB	34, 66, 77, 88
5336SST6	41, 46, 53, 84	5342SST6-6	84	5347SST6	46, 53, 84
5336SST6-6	84	5342SST6-6HT	87	5347SST6-6	84
5336SST6-6HT	87	5342SST6-FB	55, 85	5347SST6-6HT	87
5336SST6-FB	55, 85	5342SST6HT	41, 46, 53, 87	5347SST6-FB	55, 85
5336SST6HT	41, 46, 53, 87	5343	32, 40, 65, 70, 76, 80	5347SST6HT	41, 46, 53, 87
5336WWMG6	83	5343GR	33, 40, 81	5348	32, 40, 65, 70, 76, 80
5337	32, 40, 65, 70, 76, 80	5343-HT	41, 82	5348GR	33, 40, 81
5337GR	33, 40, 81	5343-NB	34, 66, 77, 88	5348-HT	41, 46, 53
5337-HT	41, 82	5343-PT	90	5349	32, 40, 65, 70, 76, 80
5337-NB	34, 66, 77, 88	5343SST6	46, 53, 84	5349GR	33, 40, 81
5337SST6	46, 53, 84	5343SST6-6	84	5349-HT	41, 46, 53
5337SST6-6	84	5343SST6-6HT	87	5350	32, 40, 65, 70, 76, 80
5337SST6-6HT	87	5343SST6-FB	55, 85	5350GR	33, 40, 81
5337SST6-FB	55, 85	5343SST6HT	41, 46, 53, 87	5350-HT	41, 46, 53
5337SST6HT	41, 46, 53, 87	5344	32, 40, 65, 70, 76, 80	5351	32, 40, 65, 70, 76, 80
5337WWMG7	83	5344GR	33, 40, 81	5351GR	33, 40, 81
5338	32, 40, 65, 70, 76, 80	5344-HT	41, 82	5351-HT	41, 82
5338GR	33, 40, 81	5344-NB	34, 66, 77, 88	5351-NB	34, 66, 77, 88
5338-HT	41, 46, 53, 82	5344-PT	90	5351-PT	90
5338-NB	34, 66, 77, 88	5344SST6	46, 53, 84	5351SST6	46, 53, 84
5338WWMG8	83	5344SST6-6	84	5351SST6-6	84
5339	32, 40, 65, 70, 76, 80	5344SST6-6HT	87	5351SST6-6HT	87
5339GR	33, 40, 81	5344SST6-FB	55, 85	5351SST6HT	41, 46, 53, 87
5339-HT	41, 46, 53, 82	5344SST6HT	41, 46, 53, 87	5352	32, 40, 65, 70, 76, 80
5339-NB	34, 66, 77, 88	5345	32, 40, 65, 70, 76, 80	5352GR	33, 40, 81
5339WWMG9	83	5345GR	33, 40, 81	5352-HT	41, 82
5340	32, 40, 65, 70, 76, 80	5345-HT	41, 82	5352-NB	34, 66, 77, 88
5340GR	33, 40, 81	5345-NB	34, 66, 77, 88	5352-PT	90
5340-HT	41, 46, 53, 82	5345SST6	46, 53, 84	5352SST6	46, 53, 84

Index

Order code classification

Part no.	Page	Part no.	Page	Part no.	Page
5352SST6-6	84	5357SST6	46, 53, 84	6303SST	98
5352SST6-6HT	87	5357SST6-6	84	6304	99, 122
5352SST6-FB	55, 85	5357SST6-6HT	87	6304SST	98
5352SST6HT	41, 53, 87	5357SST6-FB	53, 85	6305	99, 122
5353	32, 40, 65, 70, 76, 80	5357SST6HT	41, 46, 53, 87	6305SST	98
5353GR	33, 40, 81	5358	32, 40, 65, 70, 76, 80	6306	99
5353-HT	41, 82	5358GR	33, 40, 81	6306SST	98
5353-NB	34, 66, 77, 88	5358-HT	41, 46, 53	6307	99
5353-PT	90	5359	32, 40, 65, 70, 76, 80	6307SST	98
5353SST6	46, 53, 84	5359GR	33, 40, 81	6312SST	98
5353SST6-6	84	5359-HT	41, 46, 53	6313SST	98
5353SST6-6HT	87	5360	32, 40, 65, 70, 76, 80	6314SST	98
5353SST6-FB	55, 85	5360GR	33, 40, 81	6322	99, 122
5353SST6HT	41, 53, 87	5360-HT	41, 46, 53	6322SST	98
5354	32, 40, 65, 70, 76, 80	5361	81, 91	6323	99, 122
5354GR	33, 40, 81	5362	81, 91	6323SST	98
5354-HT	41, 82	5363	81, 91	6324	99, 122
5354-NB	34, 66, 77, 88	5364	81, 91	6324SST	98
5354-PT	90	5365	81, 91	6325	99
5354SST6	46, 53, 84	5366	81, 91	6325SST	98
5354SST6-6	84	5367	81, 91	6325-TB	122
5354SST6-6HT	87	5368	81, 91	6326	99
5354SST6-FB	53, 85	5369	81, 90	6326SST	98
5354SST6HT	41, 53, 87	5370	81, 91	6327	99
5355	32, 40, 65, 70, 76, 80	5371	91	6327SST	98
5355GR	33, 40, 81	5372	91	9330-NB	34, 66, 77
5355-HT	41, 82	5373	91	9330SST6	46, 53
5355-NB	34, 66, 77, 88	5374	91	9330SST6HT	41, 46, 53
5355SST6	46, 53, 84	5385	32, 40, 65, 70, 76, 80	9331-NB	34, 66, 77
5355SST6-6	84	5385GR	33, 40, 81	9332-NB	34, 66, 77
5355SST6-6HT	87	5385-HT	41	9332SST6	46, 53
5355SST6-FB	55, 85	5386	32, 40, 65, 70, 76, 80	9332SST6HT	41, 46, 53
5355SST6HT	41, 46, 53, 87	5386GR	33, 40, 81	9333-NB	34, 66, 77
5356	32, 40, 65, 70, 76, 80	5386-HT	41	9333SST6	46, 53
5356GR	33, 40, 81	5710	112	9333SST6HT	41, 46, 53
5356-HT	41, 82	5711-TB	112	9334-NB	34, 66, 77
5356-NB	34, 66, 77, 88	5712	112	9334SST6	46, 53
5356SST6	46, 53, 84	5713	112	9334SST6HT	41, 46, 53
5356SST6-6	84	5714-TB	112	9335-NB	34, 66, 77
5356SST6-6HT	87	5715	112	9335SST6	46, 53
5356SST6-FB	55, 85	5716	112	9335SST6HT	41, 46, 53
5356SST6HT	41, 46, 53, 87	5717-TB	112	9336-NB	34, 66, 77
5357	32, 40, 65, 70, 76, 80	5718	112	9336SST6	46, 53
5357GR	33, 40, 81	6302	99, 122	9336SST6HT	41, 46, 53
5357-HT	41, 82	6302SST	98	9337-NB	34, 66, 77
5357-NB	34, 66, 77, 88	6303	99, 122	9337SST6	46, 53

Index

Order code classification

Part no.	Page	Part no.	Page	Part no.	Page
9337SST6HT	41, 46, 53	9354TB	32, 40, 65, 70, 76	EFC050	104
9340	32, 40, 65, 70, 76	9355	32, 40, 65, 70, 76	EFC050-1	104
9340-NB	34, 66, 77	9355-NB	34, 66, 77	EFC050-2	104
9340SST6	46, 53	9355SST6	46, 53	EFC075	104
9340SST6HT	41, 46, 53	9355SST6HT	41, 53	EFC075-1	104
9341-NB	34, 66, 77	9356	32, 40, 65, 70, 76	EFC075-2	104
9342	32, 40, 65, 70, 76	9356-NB	34, 66, 77	EFC100	104
9342-NB	34, 66, 77	9356SST6	46, 53	EFC100-1	104
9342SST6	46, 53	9356SST6HT	41, 53	EFC100-2	104
9342SST6HT	41, 46, 53	9357	32, 40, 65, 70, 76	EFC125	104
9343-NB	34, 66, 77	9357-NB	34, 66, 77	EFC125-1	104
9343SST6	46, 53	9357SST6	46, 53	EFC125-2	104
9343SST6HT	41, 46, 53	9357SST6HT	41, 53	EFC150	104
9343TB	32, 40, 65, 70, 76	9360	32, 40, 65, 70, 76	EFC150-1	104
9344	32, 40, 65, 70, 76	9362	32, 40, 65, 70, 76	EFC150-2	104
9344-NB	34, 66, 77	9363	32, 40, 65, 70, 76	EFC200	104
9344SST6	46, 53	9364	32, 40, 65, 70, 76	EFC200-1	104
9344SST6HT	41, 46, 53	9365	32, 40, 65, 70, 76	EFC200-2	104
9345	32, 40, 65, 70, 76	9366	32, 40, 65, 70, 76	EX/M16/C	113
9345-NB	34, 66, 77	9367	32, 40, 65, 70, 76	EX/M16/TAG	115
9345SST6	46, 53	CLGES01G-C	31	EX/M20/C	113
9345SST6HT	41, 46, 53	CLGES01G-K	31	EX/M20/TAG	115
9346	32, 40, 65, 70, 76	CLGES01G-L	31	EX/M25/C	113
9346-NB	34, 66, 77	CLGES02G-C	31	EX/M25/TAG	115
9346SST6	46, 53	CLGES02G-K	31	EX/M32/C	113
9346SST6HT	41, 46, 53	CLGES02G-L	31	EX/M32/TAG	115
9347	32, 40, 65, 70, 76	CLGES03G-C	31	EX/M40/C	113
9347-NB	34, 66, 77	CLGES03G-K	31	EX/M40/TAG	115
9347SST6	46, 53	CLGES03G-L	31	EX/M50/C	113
9347SST6HT	41, 46, 53	CLGES04G-C	31	EX/M50/TAG	115
9350	32, 40, 65, 70, 76	CLGES04G-J	31	EX/M63/C	113
9350-NB	34, 66, 77	CLGES05G-B	31	EX/M63/TAG	115
9350SST6	46, 53	CLGES05G-E	31	EX/M75/ TAG	115
9350SST6HT	41, 53	CLGES06G-B	31	EX/M75/C	113
9351-NB	34, 66, 77	CLGES06G-D	31	EXN/038/C	113
9352-NB	34, 66, 77	CLGES07G-B	31	EXN/038-M16/TC	113
9352SST6	46, 53	CLGES07G-C	31	EXN/050/C	113
9352SST6HT	41, 53	CLGES08G-A	31	EXN/050-075/E	114
9352TB	32, 40, 65, 70, 76	CLGES09G-A	31	EXN/050-M16/TC	114
9353-NB	34, 66, 77	CLGES11G-A	31	EXN/050-M20/TC	114
9353SST6	46, 53	EFC025	104	EXN/050-M25/TC	114
9353SST6HT	41, 53	EFC025-1	104	EXN/075/C	113
9353TB	32, 40, 65, 70, 76	EFC025-2	104	EXN/075-050/R	114
9354-NB	34, 66, 77	EFC038	104	EXN/075-100/E	114
9354SST6	46, 53	EFC038-1	104	EXN/075-M16/TC	114
9354SST6HT	41, 53	EFC038-2	104	EXN/075-M20/TC	114

Index

Order code classification

Part no.	Page	Part no.	Page	Part no.	Page
EXN/075-M25/TC	114	EXN/200-M50/TC	114	EXN/M25-M32/E	114
EXN/075-M32/TC	114	EXN/200-M63/TC	114	EXN/M25-M40/E	114
EXN/100/C	113	EXN/250/C	113	EXN/M32/C	113
EXN/100-050/R	114	EXN/250-050/R	114	EXN/M32-050/TC	114
EXN/100-075/R	114	EXN/250-075/R	114	EXN/M32-075/TC	114
EXN/100-125/E	114	EXN/250-100/R	114	EXN/M32-100/TC	114
EXN/100-M16/TC	114	EXN/250-125/R	114	EXN/M32-125/TC	114
EXN/100-M20/TC	114	EXN/250-150/R	114	EXN/M32-M16/R	114
EXN/100-M25/TC	114	EXN/250-200/R	114	EXN/M32-M20/R	114
EXN/100-M32/TC	114	EXN/250-300/E	114	EXN/M32-M25/R	114
EXN/100-M40/TC	114	EXN/250-M16/TC	114	EXN/M32-M40/E	114
EXN/125/C	113	EXN/250-M20/TC	114	EXN/M32-M50/E	114
EXN/125-050/R	114	EXN/250-M25/TC	114	EXN/M40/C	113
EXN/125-075/R	114	EXN/250-M32/TC	114	EXN/M40-050/TC	114
EXN/125-100/R	114	EXN/250-M40/TC	114	EXN/M40-075/TC	114
EXN/125-150/E	114	EXN/250-M50/TC	114	EXN/M40-100/TC	114
EXN/125-M16/TC	114	EXN/300-050/R	114	EXN/M40-125/TC	114
EXN/125-M20/TC	114	EXN/300-075/R	114	EXN/M40-150/TC	114
EXN/125-M25/TC	114	EXN/300-100/R	114	EXN/M40-M16/R	114
EXN/125-M32/TC	114	EXN/300-125/R	114	EXN/M40-M20/R	114
EXN/125-M40/TC	114	EXN/300-150/R	114	EXN/M40-M25/R	114
EXN/125-M50/TC	114	EXN/300-200/R	114	EXN/M40-M32/R	114
EXN/150/C	113	EXN/300-250/R	114	EXN/M40-M50/E	114
EXN/150-050/R	114	EXN/300-M16/TC	114	EXN/M40-M63/E	114
EXN/150-075/R	114	EXN/300-M20/TC	114	EXN/M50/C	113
EXN/150-100/R	114	EXN/300-M25/TC	114	EXN/M50-050/TC	114
EXN/150-125/R	114	EXN/300-M32/TC	114	EXN/M50-075/TC	114
EXN/150-200/E	114	EXN/300-M40/TC	114	EXN/M50-100/TC	114
EXN/150-M16/TC	114	EXN/300-M50/TC	114	EXN/M50-125/TC	114
EXN/150-M20/TC	114	EXN/300-M75/TC	114	EXN/M50-150/TC	114
EXN/150-M25/TC	114	EXN/M16/C	113	EXN/M50-200/TC	114
EXN/150-M32/TC	114	EXN/M16-050/TC	114	EXN/M50-M16/R	114
EXN/150-M40/TC	114	EXN/M16-M20/E	114	EXN/M50-M20/R	114
EXN/150-M50/TC	114	EXN/M16-M25/E	114	EXN/M50-M25/R	114
EXN/150-M63/TC	114	EXN/M20/C	113	EXN/M50-M32/R	114
EXN/200/C	113	EXN/M20-050/TC	114	EXN/M50-M40/R	114
EXN/200-050/R	114	EXN/M20-075/TC	114	EXN/M50-M63/E	114
EXN/200-075/R	114	EXN/M20-M16/R	114	EXN/M50-M75/E	114
EXN/200-100/R	114	EXN/M20-M25/E	114	EXN/M63/C	113
EXN/200-125/R	114	EXN/M20-M32/E	114	EXN/M63-050/TC	114
EXN/200-150/R	114	EXN/M25/C	113	EXN/M63-075/TC	114
EXN/200-M16/TC	114	EXN/M25-050/TC	114	EXN/M63-100/TC	114
EXN/200-M20/TC	114	EXN/M25-075/TC	114	EXN/M63-125/TC	114
EXN/200-M25/TC	114	EXN/M25-100/TC	114	EXN/M63-150/TC	114
EXN/200-M32/TC	114	EXN/M25-M16/R	114	EXN/M63-200/TC	114
EXN/200-M40/TC	114	EXN/M25-M20/R	114	EXN/M63-M16R	114

Index

Order code classification

Part no.	Page	Part no.	Page	Part no.	Page
EXN/M63-M20/R	114	HS103	32–34, 41, 46, 53, 56, 59, 65, 66, 70, 71, 76, 77, 99, 100, 105, 107, 112	LN20DA	107, 128
EXN/M63-M25/R	114	HS103-SS	86, 98, 99, 112	LN20EA	107, 128
EXN/M63-M32/R	114	HS104	32–34, 41, 46, 53, 56, 59, 65, 66, 70, 71, 76, 77, 99, 100, 105, 107, 112	LN20FA	107, 128
EXN/M63-M40/R	114	HS104-SS	86, 98, 99, 112	LN43DA	107, 128
EXN/M63-M50/R	114	HS105	32–34, 41, 46, 53, 56, 59, 65, 66, 70, 71, 76, 77, 100, 105, 107, 112	LN43EA	107, 128
EXN/M63-M75/E	114	HS105-SS	86, 98, 99, 112	LN43FA	107, 128
EXN/M75/C	113	HS106	32–34, 41, 46, 53, 56, 59, 65, 66, 70, 71, 76, 77, 100, 105, 107, 112	LNB/038	109
EXN/M75-050/TC	114	HS106-SS	86, 98, 99, 112	LNB/050	109
EXN/M75-075/TC	114	HS107	32–34, 41, 46, 53, 59, 65, 66, 70, 71, 76, 77, 112	LNB/075	109
EXN/M75-100/TC	114	HS107-SS	112	LNB/100	109
EXN/M75-125/TC	114	HS108	32–34, 41, 46, 53, 59, 65, 66, 70, 71, 76, 77, 112	LNB/125	109
EXN/M75-150/TC	114	HS108-SS	112	LNB/150	109
EXN/M75-200/TC	114	HS109	112	LNB/200	109
EXN/M75-M16/R	113	HS110	32–34, 41, 46, 53, 59, 65, 66, 70, 71, 76, 77, 112	LNB/M16	109
EXN/M75-M20/R	114	HS110-SS	112	LNB/M20	109
EXN/M75-M25/R	114	HS901	32–34, 41, 46, 53, 56, 59, 65, 66, 70, 71, 76, 77, 105, 107, 112	LNB/M25	109
EXN/M75-M32/R	114	HS901-SS	86, 98, 99, 112	LNB/M32	109
EXN/M75-M40/R	114	HS902	32–34, 41, 46, 53, 56, 59, 65, 66, 70, 71, 76, 77, 105, 107, 112	LNB/M40	109
EXN/M75-M50/R	114	HS902-SS	86, 98, 99, 112	LNB/M50	109
EXN/M75-M63/R	114	HS903	32–34, 41, 46, 53, 56, 59, 65, 66, 70, 71, 76, 77, 100, 105, 107, 112	LNB/M63	109
EXS/038/C	113	HS903-SS	86, 98, 99, 112	LT100G	107
EXS/050/C	113	HS904	32–34, 41, 46, 53, 56, 59, 65, 66, 70, 71, 76, 77, 100, 105, 107, 112	LT100M	105
EXS/075/C	113	HS904-SS	86, 98, 99, 112	LT100P	105, 125
EXS/100/C	113	HS905	32–34, 41, 46, 53, 56, 59, 65, 66, 70, 71, 76, 77, 100, 105, 107, 112	LT100P-QC-X	126
EXS/125/C	113	HS905-SS	86, 98, 99, 112	LT125M	105
EXS/150/C	113	HS906	32–34, 41, 46, 53, 56, 59, 65, 66, 70, 71, 76, 77, 100, 105, 107, 112	LT125P	105, 125
EXS/200/C	113	HS906-SS	86, 98, 99, 112	LT150M	105
EXS/250/C	113	HS907	32–34, 41, 46, 53, 59, 65, 66, 70, 71, 76, 77, 112	LT150P	105, 125
EXS/M16/C	113	HS907-SS	112	LT200M	105
EXS/M20/C	113	HS908	32–34, 41, 46, 53, 59, 65, 66, 70, 71, 76, 77, 112	LT200P	105, 125
EXS/M25/C	113	HS908-SS	112	LT20C	107
EXS/M32/C	113	HS909	112	LT20D-NEW	107
EXS/M40/C	113	HS910	32–34, 41, 46, 53, 59, 65, 66, 70, 71, 76, 77, 112	LT20E-NEW	107
EXS/M50/C	113	HS910-SS	112	LT20F-NEW	107
EXS/M63/C	113			LT20G	107
EXS/M75/C	113			LT20H	107
HS100 SC	32–34, 41, 46, 53, 56, 59, 65, 66, 70, 71, 76, 77, 100, 105, 107			LT20J	107
HS101	32–34, 41, 46, 53, 56, 59, 65, 66, 70, 71, 76, 77, 100, 105, 107, 112			LT38(G)	107
HS101-SS	86, 98, 99, 112			LT38M	105
HS102	32–34, 41, 46, 53, 56, 59, 65, 66, 70, 71, 76, 77, 99, 100, 105, 107, 112			LT38P	105
HS102-SS	86, 98, 99, 112			LT38P (-ISO20)	125
				LT38P-ISO20	105
				LT38P-QC-X	126
				LT4100M	105
				LT4100P	105, 125
				LT4125M	105

Index

Order code classification

Part no.	Page	Part no.	Page	Part no.	Page
LT4125P	105, 125	LT6FES02W-K	51	LT6XES03B-K	39, 45
LT4150M	105	LT6FES02W-L	51	LT6XES03B-L	39, 45
LT4150P	105, 125	LT6FES03W-C	51	LT6XES04B-C	39, 45
LT4200M	105	LT6FES03W-K	51	LT6XES04B-J	39, 45
LT4200P	105, 125	LT6FES03W-L	51	LT6XES05B-B	39, 45
LT438M	105	LT6FES04W-C	51	LT6XES05B-E	39, 45
LT438P	105, 125	LT6FES04W-J	51	LT6XES06B-B	39, 45
LT43C	107	LT6FES05W-B	51	LT6XES06B-D	39, 45
LT43D-NEW	107	LT6FES05W-E	51	LT6XES07B-B	39, 45
LT43E-NEW	107	LT6FES06W-B	51	LT6XES07B-C	39, 45
LT43F-NEW	107	LT6FES06W-D	51	LT6XES08B-A	39, 45
LT43G	107	LT6FES07W-B	51	LT6XES09B-A	39, 45
LT43H	107	LT6FES07W-C	51	LT6XES11B-A	39, 45
LT43J	107	LT6FES08W-A	51	LT75(G)	107
LT450M	105	LT6FES09W-A	51	LT75M	105
LT450P	105, 125	LT6FES11W-A	51	LT75P	105
LT475M	105	LT6GES01G-C	44	LT75P-ISOM25	105
LT475P	105, 125	LT6GES01G-K	44	LT75P-QC-X	105, 126
LT4GES01C-C	43	LT6GES01G-L	44	LT9100(G)	107
LT4GES01C-K	43	LT6GES02G-C	44	LT9100M	105
LT4GES01C-L	43	LT6GES02G-K	44	LT9100P	105, 125
LT4GES02C-C	43	LT6GES02G-L	44	LT9125M	105
LT4GES02C-K	43	LT6GES03G-C	44	LT9125P	105, 125
LT4GES02C-L	43	LT6GES03G-K	44	LT9150M	105
LT4GES03C-C	43	LT6GES03G-L	44	LT9150P	105, 125
LT4GES03C-K	43	LT6GES04G-C	44	LT9200M	105
LT4GES03C-L	43	LT6GES04G-J	44	LT9200P	105, 125
LT4GES04C-C	43	LT6GES05G-B	44	LT938(G)	107
LT4GES04C-J	43	LT6GES05G-E	44	LT938M	105
LT4GES05C-B	43	LT6GES06G-B	44	LT938P	105
LT4GES05C-E	43	LT6GES06G-D	4	LT938P-ISO20	105, 125
LT4GES06C-B	43	LT6GES07G-B	44	LT950G	107
LT4GES06C-D	43	LT6GES07G-C	44	LT950M	105
LT4GES07C-B	43	LT6GES08G-A	44	LT950P	105
LT4GES07C-C	43	LT6GES08G-G	44	LT950P-ISO20	105, 125
LT4GES08C-A	43	LT6GES09G-A	44	LT975(G)	107
LT4GES09C-A	43	LT6GES09G-P	44	LT975M	105
LT4GES11C-A	43	LT6GES11G-A	44	LT975P	105
LT50(G)	107	LT6GES11G-C	44	LT975P-ISO25	105, 125
LT50M	105	LT6XES01B-C	39, 45	LTAES01G-C	58
LT50P	105	LT6XES01B-K	39, 45	LTAES01G-K	58
LT50P-ISO20	105, 125	LT6XES01B-L	39, 45	LTAES01G-L	58
LT50P-QC-X	105, 126	LT6XES02B-C	39, 45	LTAES02G-C	58
LT6FES01W-K	51	LT6XES02B-K	39, 45	LTAES02G-K	58
LT6FES01W-L	51	LT6XES02B-L	39, 45	LTAES02G-L	58
LT6FES02W-C	51	LT6XES03B-C	39, 45	LTAES03G-C	58

Index

Order code classification

Part no.	Page	Part no.	Page	Part no.	Page
LTAES03G-K	58	LTBUS05Y-B	62	LTC075GY	103, 131
LTAES03G-L	58	LTBUS06E-B	63	LTC075GY-500	103
LTAES04G-C	58	LTBUS06L-B	61	LTC100-1	102
LTAES04G-J	58	LTBUS06L-D	61	LTC100-2	102
LTAES05G-B	58	LTBUS06N-B	63	LTC100-500	102, 131
LTAES05G-E	58	LTBUS06R-B	62	LTC100GY	103, 131
LTAES06G-B	58	LTBUS06Y-B	62	LTC100GY-500	103, 131
LTAES06G-D	58	LTBUS07E-B	63	LTC100-TB	102, 131
LTAES07G-B	58	LTBUS07L-B	61	LTC125-1	102
LTAES07G-C	58	LTBUS07L-C	61	LTC125-2	102
LTAES08G-A	58	LTBUS07N-B	63	LTC125GY	103, 131
LTAES11G-A	58	LTBUS07R-B	62	LTC125-TB	102, 131
LTAES12G-A	58	LTBUS07Y-B	62	LTC125TB-250	102
LTAES13G-A	58	LTBUS08E-A	63	LTC150-1	102
LTBUS01E-C	63	LTBUS08L-A	61	LTC150-2	102
LTBUS01L-C	61	LTBUS08N-A	63	LTC150GY	103, 131
LTBUS01L-K	61	LTBUS08R-A	62	LTC150-TB	102, 131
LTBUS01L-L	61	LTBUS08Y-A	62	LTC150TB-250	102
LTBUS01N-C	63	LTBUS09E-A	63	LTC200	102, 131
LTBUS01R-C	62	LTBUS09L-A	61	LTC200-1	102
LTBUS01Y-C	62	LTBUS09N-A	63	LTC200-2	102
LTBUS02E-C	63	LTBUS09R-A	62	LTC200GY	103, 131
LTBUS02L-C	61	LTBUS09Y-A	62	LTCES01B-C	75
LTBUS02L-K	61	LTBUS11E-A	63	LTCES01B-K	75
LTBUS02L-L	61	LTBUS11L-A	61	LTCES02B-C	75
LTBUS02N-C	63	LTBUS11N-A	63	LTCES02B-K	75
LTBUS02R-C	62	LTBUS11R-A	62	LTCES03B-C	75
LTBUS02Y-C	62	LTBUS11Y-A	62	LTCES03B-K	75
LTBUS03E-C	63	LTC038	102, 131	LTCES04B-C	75
LTBUS03L-C	61	LTC038-1	102, 131	LTCES04B-J	75
LTBUS03L-K	61	LTC038-1000	102	LTCES05B-B	75
LTBUS03L-L	61	LTC038-2	102, 131	LTCES05B-E	75
LTBUS03N-C	63	LTC038GY	103, 131	LTCES06B-B	75
LTBUS03R-C	62	LTC038GY-1000	103	LTCES06B-D	75
LTBUS03Y-C	62	LTC038GY-500	103, 131	LTCES07B-B	75
LTBUS04E-C	63	LTC050	102, 105, 131	LTCES07B-C	75
LTBUS04L-C	61	LTC050-1	102	LTEUS01B-C	73
LTBUS04L-J	61	LTC050-2	102	LTEUS01B-K	73
LTBUS04N-C	63	LTC050-500	102, 131	LTEUS01B-L	73
LTBUS04R-C	62	LTC050GY	103, 105, 131	LTEUS02B-C	73
LTBUS04Y-C	62	LTC050GY-1000	103, 131	LTEUS02B-K	73
LTBUS05E-B	63	LTC050GY-500	103, 131	LTEUS02B-L	73
LTBUS05L-B	61	LTC075	102, 131	LTEUS03B-C	73
LTBUS05L-E	61	LTC075-1	102	LTEUS03B-K	73
LTBUS05N-B	63	LTC075-2	102	LTEUS03B-L	73
LTBUS05R-B	62	LTC075-500	102	LTEUS04B-C	73

Index

Order code classification

Part no.	Page	Part no.	Page	Part no.	Page
LTEUS04B-J	73	LTFUS04L-C	49	LTGES01G-L	29
LTEUS05B-B	73	LTFUS04W-C	48	LTGES02G-C	29
LTEUS05B-E	73	LTFUS04W-J	48	LTGES02G-K	29
LTEUS06B-B	73	LTFUS05L-A	49	LTGES02G-L	29
LTEUS06B-D	73	LTFUS05L-B	49	LTGES03G-C	29
LTEUS07B-B	73	LTFUS05W-B	48	LTGES03G-K	29
LTEUS07B-C	73	LTFUS05W-E	48	LTGES03G-L	29
LTFES01W-C	50	LTFUS06L-A	49	LTGES04G-C	29
LTFES01W-K	50	LTFUS06L-B	49	LTGES04G-J	29
LTFES01W-L	50	LTFUS06W-B	48	LTGES05G-B	29
LTFES02W-C	50	LTFUS06W-D	48	LTGES05G-E	29
LTFES02W-K	50	LTFUS07L-A	49	LTGES06G-B	29
LTFES02W-L	50	LTFUS07L-B	49	LTGES06G-D	29
LTFES03W-C	50	LTFUS07W-B	48	LTGES07G-B	29
LTFES03W-K	50	LTFUS07W-C	48	LTGES07G-C	29
LTFES03W-L	50	LTFUS08L-A	49	LTGES08G-A	29
LTFES04W-C	50	LTFUS08W-A	48	LTGES08G-G	29
LTFES04W-J	50	LTFUS08W-G	48	LTGES09G-A	29
LTFES05W-B	50	LTFUS09L-A	49	LTGES09G-P	29
LTFES05W-E	50	LTFUS09W-A	48	LTGES11G-A	29
LTFES06W-B	50	LTFUS09W-P	48	LTGES11G-C	29
LTFES06W-D	50	LTFUS11L-A	49	LTGES12G-A	29
LTFES07W-B	50	LTFUS11W-A	48	LTGES13G-A	29
LTFES07W-C	50	LTFUS11W-C	48	LTGUS01G-C	28
LTFES08W-A	50	LTGCS01B-C	30	LTGUS01G-K	28
LTFES08W-G	50	LTGCS01B-K	30	LTGUS01G-L	28
LTFES09W-A	50	LTGCS01B-L	30	LTGUS02G-C	28
LTFES09W-P	50	LTGCS02B-C	30	LTGUS02G-K	28
LTFES11W-A	50	LTGCS02B-K	30	LTGUS02G-L	28
LTFES11W-C	50	LTGCS02B-L	30	LTGUS03G-C	28
LTFUS01L-A	49	LTGCS03B-C	30	LTGUS03G-K	28
LTFUS01L-C	49	LTGCS03B-K	30	LTGUS03G-L	28
LTFUS01W-C	48	LTGCS03B-L	30	LTGUS04G-C	28
LTFUS01W-K	48	LTGCS04B-C	30	LTGUS04G-J	28
LTFUS01W-L	48	LTGCS04B-J	30	LTGUS05G-B	28
LTFUS02L-A	49	LTGCS05B-B	30	LTGUS05G-E	28
LTFUS02L-C	49	LTGCS05B-E	30	LTGUS06G-B	28
LTFUS02W-C	48	LTGCS06B-B	30	LTGUS06G-D	28
LTFUS02W-K	48	LTGCS06B-D	30	LTGUS07G-B	28
LTFUS02W-L	48	LTGCS07B-B	30	LTGUS07G-C	28
LTFUS03L-A	49	LTGCS07B-C	30	LTGUS08G-A	28
LTFUS03L-C	49	LTGCS08B-A	30	LTGUS08G-G	28
LTFUS03W-C	48	LTGCS09B-A	30	LTGUS09G-A	28
LTFUS03W-K	48	LTGCS11B-A	30	LTGUS09G-P	28
LTFUS03W-L	48	LTGES01G-C	29	LTGUS11G-A	28
LTFUS04L-A	49	LTGES01G-K	29	LTGUS11G-C	28

Index

Order code classification

Part no.	Page	Part no.	Page	Part no.	Page
LTMES01B-C	74	LTTUS02G-K	36	LZES03B-L	69
LTMES01B-K	74	LTTUS02G-L	36	LZES04B-C	69
LTMES01B-L	74	LTTUS03G-C	36	LZES04B-J	69
LTMES02B-C	74	LTTUS03G-K	36	LZES05B-B	69
LTMES02B-K	74	LTTUS03G-L	36	LZES05B-E	69
LTMES02B-L	74	LTTUS04G-C	36	LZES06B-B	69
LTMES03B-C	74	LTTUS04G-J	36	LZES06B-D	69
LTMES03B-K	74	LTTUS05G-B	36	LZES07B-B	69
LTMES03B-L	74	LTTUS05G-E	36	LZES07B-C	69
LTMES04B-C	74	LTTUS06G-B	36	LZES08B-A	69
LTMES04B-J	74	LTTUS06G-D	36	LZES08B-G	69
LTMES05B-B	74	LTTUS07G-B	36	LZES09B-A	69
LTMES05B-E	74	LTTUS07G-C	36	LZES09B-P	69
LTMES06B-B	74	LTTUS08G-A	36	LZES11B-A	69
LTMES06B-D	74	LTTUS09G-A	36	LZES11B-C	69
LTMES07B-B	74	LTTUS11G-A	36	LZES12B-A	69
LTMES07B-C	74	LTTUS12G-A	36	LZES13B-A	69
LTMES08B-A	74	LTTUS13G-A	36	LZUS01B-C	64, 68
LTMES09B-A	74	LTXES01B-C	38	LZUS01B-K	64, 68
LTMES11B-A	74	LTXES01B-K	38	LZUS01B-L	64, 68
LTTES01G-C	37	LTXES01B-L	38	LZUS02B-C	64, 68
LTTES01G-K	37	LTXES02B-C	38	LZUS02B-K	64, 68
LTTES01G-L	37	LTXES02B-K	38	LZUS02B-L	64, 68
LTTES02G-C	37	LTXES02B-L	38	LZUS03B-C	64, 68
LTTES02G-K	37	LTXES03B-C	38	LZUS03B-K	64, 68
LTTES02G-L	37	LTXES03B-K	38	LZUS03B-L	64, 68
LTTES03G-C	37	LTXES03B-L	38	LZUS04B-C	64, 68
LTTES03G-K	37	LTXES04B-C	38	LZUS04B-J	64, 68
LTTES03G-L	37	LTXES04B-J	38	LZUS05B-B	64, 68
LTTES04G-C	37	LTXES05B-B	38	LZUS05B-E	64, 68
LTTES04G-J	37	LTXES05B-E	38	LZUS06B-B	64, 68
LTTES05G-B	37	LTXES06B-B	38	LZUS06B-D	64, 68
LTTES05G-E	37	LTXES06B-D	38	LZUS07B-B	64, 68
LTTES06G-B	37	LTXES07B-B	38	LZUS07B-C	64, 68
LTTES06G-D	37	LTXES07B-C	38	LZUS08B-A	64, 68
LTTES07G-B	37	LTXES08B-A	38	LZUS08B-G	64, 68
LTTES07G-C	37	LTXES09B-A	38	LZUS09B-A	64, 68
LTTES08G-A	37	LTXES11B-A	38	LZUS09B-P	64, 68
LTTES09G-A	37	LZES01B-C	69	LZUS11B-A	64, 68
LTTES11G-A	37	LZES01B-K	69	LZUS11B-C	64, 68
LTTES12G-A	37	LZES01B-L	69	NPG-038-RT	126
LTTES13G-A	37	LZES02B-C	69	NPG-050-RT	126
LTTUS01G-C	36	LZES02B-K	69	NPG-075-RT	126
LTTUS01G-K	36	LZES02B-L	69	NPG-100-RT	126
LTTUS01G-L	36	LZES03B-C	69	SAMHURL16/100FT	52
LTTUS02G-C	36	LZES03B-K	69	SAMHURL20/100FT	52

Index

Order code classification

Part no.	Page	Part no.	Page
SAMHURL25/100FT	52	WMG-LT3	32-34, 41, 46, 53, 59, 65, 66, 70, 71, 76, 77, 80-82, 84, 85, 87-91, 111
SAMHURL32/100FT	52	WMG-LT4	32-34, 41, 46, 53, 59, 65, 66, 70, 71, 76, 77, 80-82, 84, 85, 87-91, 111
SAMHURL40/50FT	52	WMG-LT5	32-34, 41, 46, 53, 59, 65, 66, 70, 71, 76, 77, 80-82, 84, 85, 87-91, 111
SAMHURL50/50FT	52	WMG-LT6	32-34, 41, 46, 53, 59, 65, 66, 70, 71, 76, 77, 80-82, 84, 85, 87-91, 111
SAMHURL63/50FT	52	WMG-LT7	32-34, 41, 46, 53, 59, 65, 66, 70, 71, 76, 77, 80-82, 84, 85, 87-91, 111
SPL16/038/SAM	56, 86	WMG-LT8	32-34, 41, 46, 53, 59, 65, 66, 70, 71, 76, 77, 80-82, 88-91, 111
SPL16/M16/SAM	56	WMG-LT9	32-34, 41, 46, 53, 59, 65, 66, 70, 71, 76, 77, 80-82, 88-91, 111
SPL20/050/SAM	56, 86		
SPL20/M20/SAM	56		
SPL25/075/SAM	56, 86		
SPL25/M25/SAM	56		
SPL32/100/SAM	56, 86		
SPL32/M32/SAM	56		
SPL40/125/SAM	56, 86		
SPL40/M40/SAM	56		
SPL50/150/SAM	56, 86		
SPL50/M50/SAM	56		
SPL63/200/SAM	56, 86		
SPL63/M63/SAM	56		
TYPEA100-100	97		
TYPEA125-100	97		
TYPEA150-50	97		
TYPEA200-50	97		
TYPEA38-250	97, 124		
TYPEA50-200	97		
TYPEA75-175	97		
TYPEAF100L-100	96		
TYPEAF125L-100	96		
TYPEAF150L-50	96		
TYPEAF200L-50	96		
TYPEAF50L-100	96		
TYPEAF75L-100	96		
TYPEAX100X-100	124		
TYPEAX125X-100	124		
TYPEAX150X-50	124		
TYPEAX200X-50	124		
TYPEAX50X-100	124		
TYPEAX75X-100	124		
WMG-LT1	32-34, 41, 46, 53, 59, 65, 66, 70, 71, 76, 77, 80-82, 84, 85, 87-91, 111		
WMG-LT10	32-34, 41, 46, 53, 59, 65, 66, 70, 71, 76, 77, 80-82, 88-91, 111		
WMG-LT2	32-34, 41, 46, 53, 59, 65, 66, 70, 71, 76, 77, 80-82, 84, 85, 87-91, 111		

Additional information

ABB has made every attempt to ensure the accuracy and reliability of the contents of this document. However, all content is provided for general informational purposes only, and ABB makes no guaranty or warranty, express or implied, as to the accuracy of any technical content, or that the information contained in this publication will be error free and all such guarantees or warranties are expressly disclaimed. ABB may change or modify the contents at any time, without prior notice. We reserve all rights in this document and in the subject matter and illustrations contained therein. Any reproduction or utilization of its contents — in whole or in parts — is forbidden without prior written consent of ABB.



—
US

ABB Installation Products
Electrification Business
860 Ridge Lake Blvd.
Memphis, TN 38120
+1 901-252-5000

electrification.us.abb.com